

Bank Reconciliation

Reconciled Date 10/31/2020

Posted 11/8/2020 3:35:24 PM




Prior UAN Balance:		\$358,103.44
Receipts:	+	\$27,366.63
Payments:	-	\$71,354.16
Adjustments:	+	\$0.00
Current UAN Balance as of 10/31/2020:		\$314,115.91
Other Adjusting Factors:	+	\$0.09
Adjusted UAN Balance as of 10/31/2020:		<u>\$314,116.00</u>
Entered Bank Balances as of 10/31/2020:		\$337,072.88
Deposits in Transit:	+	\$0.00
Outstanding Payments:	-	\$23,123.58
Outstanding Adjustments:	+	\$0.00
Other Adjusting Factors:	+	\$166.70
Adjusted Bank Balances as of 10/31/2020:		<u>\$314,116.00</u>

Balances Reconciled

Reconciliation Notes

Deflating Bank Errors:	\$166.70
Receipts Not In UAN:	\$0.09

Governing Board Signatures

There are no outstanding receipts as of 10/31/2020.

There are no outstanding adjustments as of 10/31/2020.

Bank Balances

Reconciled Date 10/31/2020

Posted 11/8/2020 3:35:24 PM

<u>Type</u>	<u>Name</u>	<u>Number</u>	<u>Prior Bank Balance</u>	<u>Calculated Bank Balance</u>	<u>Entered Bank Balance</u>	<u>Difference</u>
Primary	PRIMARY		\$378,795.83	\$337,239.58	\$337,072.88	-\$166.70
Investment	ESCROW		\$0.00	\$0.00	\$0.00	\$0.00
Total:			<u>\$378,795.83</u>	<u>\$337,239.58</u>	<u>\$337,072.88</u>	<u>-\$166.70</u>

Outstanding Payments

Reconciled Date 10/31/2020

Posted 11/8/2020 3:35:24 PM

<u>Account</u>	<u>Type</u>	<u>Payment #</u>	<u>Post Date</u>	<u>Vendor / Payee</u>	<u>Amount</u>
PRIMARY	Warrant	10872	06/18/2020	Treasurer of State OPWC	\$13,815.42
PRIMARY	Warrant	10906	08/10/2020	Rochelle Morgan	\$47.04
PRIMARY	Warrant	10920	09/14/2020	Paul R Zizzo	\$150.73
PRIMARY	Warrant	10923	09/14/2020	Rochelle Morgan	\$47.04
PRIMARY	Warrant	10942	10/12/2020	Rochelle Morgan	\$47.04
PRIMARY	Warrant	10944	10/08/2020	Village of North Lewisburg	\$1,876.00
PRIMARY	Warrant	10949	10/18/2020	Quill	\$918.45
PRIMARY	Warrant	10950	10/18/2020	Ronald Moore	\$25.00
PRIMARY	Warrant	10954	10/18/2020	Redmond Environmental Inc.	\$2,968.87
PRIMARY	Warrant	10955	10/20/2020	Kaffenbarger Truck Equipment Company	\$1,877.00
PRIMARY	Warrant	10958	10/20/2020	Woodstock Post Master	\$49.00
PRIMARY	Warrant	10963	10/29/2020	Dayton Power & Light	\$555.28
PRIMARY	Warrant	10964	10/31/2020	BRADLEY G HERRON	\$261.65
PRIMARY	Warrant	10965	10/31/2020	Thomas M. Hallinan	\$485.06
					\$23,123.58

Appropriation Status

By Fund

As Of 11/9/2020

Fund: General
 Pooled Balance: \$101,635.31
 Non-Pooled Balance: \$0.00
 Total Cash Balance: \$101,635.31

Account Code	Account Name	Reserved for Encumbrance 12/31	Reserved for Encumbrance 12/31 Adjustment	Final Appropriation	Current Reserve for Encumbrance	YTD Expenditures	Unencumbered Balance	YTD % Expenditures
1000-130-311-0000	Electricity	\$0.00	\$0.00	\$3,000.00	\$1,041.48	\$1,958.52	\$0.00	65.284%
1000-210-344-0000	D Tax Collection Fees	\$0.00	\$0.00	\$3,400.00	\$0.00	\$913.13	\$2,486.87	26.857%
1000-320-100-0000	D Personal Services	\$22.48	\$0.00	\$3,422.48	\$68.54	\$2,882.44	\$493.98	83.671%
1000-320-211-0000	D Ohio Public Employees Retirement System	\$0.00	\$0.00	\$480.00	\$0.00	\$386.89	\$93.11	80.602%
1000-320-213-0000	D Medicare	\$0.00	\$0.00	\$100.00	\$0.00	\$39.09	\$60.91	39.090%
1000-320-225-0000	D Workers' Compensation	\$0.00	\$0.00	\$30.00	\$0.00	\$14.09	\$15.91	46.967%
1000-320-311-0000	Electricity	\$0.00	\$0.00	\$600.00	\$257.55	\$342.45	\$0.00	57.075%
1000-320-353-0000	Liability Insurance Premiums	\$0.00	\$0.00	\$300.00	\$0.00	\$0.00	\$300.00	0.000%
1000-320-420-0000	Operating Supplies and Materials	\$0.00	\$0.00	\$300.00	\$0.00	\$0.00	\$300.00	0.000%
1000-320-431-0000	Repairs and Maintenance of Buildings and Land	\$0.00	\$0.00	\$3,000.00	\$0.00	\$0.00	\$3,000.00	0.000%
1000-320-432-0000	Repairs and Maintenance of Machinery & Equip	\$0.00	\$0.00	\$3,500.00	\$0.00	\$126.50	\$3,373.50	3.614%
1000-320-440-0000	Small Tools and Minor Equipment	\$0.00	\$0.00	\$500.00	\$0.00	\$479.99	\$20.01	95.998%
1000-320-540-0000	Machinery, Equipment and Furniture	\$0.00	\$0.00	\$0.00	\$0.00	\$0.00	\$0.00	0.000%
1000-390-650-0000	Contributions to Other Organizations	\$0.00	\$0.00	\$250.00	\$0.00	\$0.00	\$250.00	0.000%
1000-410-320-0000	Communications, Printing and Advertising	\$0.00	\$0.00	\$0.00	\$0.00	\$0.00	\$0.00	0.000%
1000-410-349-0000	Other - Professional and Technical Services	\$0.00	\$0.00	\$0.00	\$0.00	\$0.00	\$0.00	0.000%
1000-710-161-0000	D Salary - Mayor	\$76.20	\$0.00	\$2,676.20	\$78.70	\$2,522.50	\$151.20	91.647%
1000-710-211-0000	D Ohio Public Employees Retirement System	\$0.00	\$0.00	\$360.00	\$0.00	\$239.87	\$120.13	66.631%
1000-710-213-0000	D Medicare	\$0.00	\$0.00	\$0.00	\$0.00	\$37.59	\$12.41	75.180%
1000-710-225-0000	D Workers' Compensation	\$0.00	\$0.00	\$30.00	\$0.00	\$16.95	\$13.05	56.500%
1000-710-252-0000	Travel and Transportation	\$0.00	\$0.00	\$380.00	\$0.00	\$0.00	\$380.00	0.000%
1000-710-348-0000	Training Services	\$0.00	\$0.00	\$200.00	\$0.00	\$0.00	\$200.00	0.000%
1000-715-111-0000	D Salaries - Council	\$77.56	\$0.00	\$4,277.56	\$32.94	\$3,014.62	\$1,307.56	69.220%
1000-715-211-0000	D Ohio Public Employees Retirement System	\$0.00	\$0.00	\$300.00	\$0.00	\$115.50	\$184.50	38.500%
1000-715-212-0000	D Social Security	\$0.00	\$0.00	\$300.00	\$0.00	\$163.68	\$136.32	54.560%
1000-715-213-0000	D Medicare	\$0.00	\$0.00	\$100.00	\$0.00	\$52.64	\$47.36	52.640%
1000-715-225-0000	D Workers' Compensation	\$0.00	\$0.00	\$0.00	\$0.00	\$0.00	\$0.00	0.000%
1000-715-252-0000	Travel and Transportation	\$0.00	\$0.00	\$0.00	\$0.00	\$0.00	\$0.00	0.000%
1000-715-348-0000	Training Services	\$0.00	\$0.00	\$150.00	\$0.00	\$0.00	\$150.00	0.000%
1000-715-391-0000	Dues and Fees	\$0.00	\$0.00	\$0.00	\$0.00	\$0.00	\$0.00	0.000%
1000-725-121-0000	D Salary - Clerk/Treasurer	\$154.58	\$0.00	\$6,904.58	\$83.74	\$4,788.64	\$2,186.78	67.836%
1000-725-211-0000	D Ohio Public Employees Retirement System	\$0.00	\$0.00	\$950.00	\$0.00	\$660.50	\$289.50	69.526%
1000-725-212-0000	D Social Security	\$0.00	\$0.00	\$0.00	\$0.00	\$0.00	\$0.00	0.000%
1000-725-213-0000	D Medicare	\$0.00	\$0.00	\$85.00	\$0.00	\$82.08	\$2.92	96.565%
1000-725-225-0000	D Workers' Compensation	\$0.00	\$0.00	\$65.00	\$0.00	\$42.28	\$22.72	65.046%
1000-725-240-0000	D Unemployment Compensation	\$0.00	\$0.00	\$110.00	\$0.00	\$0.00	\$110.00	0.000%
1000-725-252-0000	Travel and Transportation	\$0.00	\$0.00	\$60.00	\$0.00	\$0.00	\$60.00	0.000%
1000-725-320-0000	Communications, Printing and Advertising	\$0.00	\$0.00	\$200.00	\$128.66	\$67.04	\$4.30	33.520%

Report reflects selected information.

Appropriation Status

By Fund

As Of 11/9/2020

Account Code	Account Name	Reserved for Encumbrance 12/31	Reserved for Encumbrance 12/31 Adjustment	Final Appropriation	Current Reserve for Encumbrance	YTD Expenditures	Unencumbered Balance	YTD % Expenditures
1000-725-343-0000	Uniform Accounting Network Fees	\$0.00	\$0.00	\$900.00	\$0.00	\$630.00	\$270.00	70.0000%
1000-725-348-0000	Training Services	\$0.00	\$0.00	\$250.00	\$0.00	\$0.00	\$250.00	0.0000%
1000-725-354-0000	Fidelity Bond Premiums	\$0.00	\$0.00	\$110.00	\$0.00	\$100.00	\$10.00	90.9099%
1000-725-391-0000	Dues and Fees	\$0.00	\$0.00	\$235.00	\$0.00	\$235.00	\$0.00	100.0000%
1000-725-410-0000	Office Supplies and Materials	\$0.00	\$0.00	\$600.00	\$79.49	\$430.51	\$90.00	71.7522%
1000-730-100-0000	D Personal Services	\$114.38	\$0.00	\$5,114.38	\$84.73	\$3,856.65	\$1,287.38	73.7589%
1000-730-211-0000	D Ohio Public Employees Retirement System	\$0.00	\$0.00	\$700.00	\$0.00	\$535.36	\$164.64	76.4800%
1000-730-212-0000	D Social Security	\$0.00	\$0.00	\$0.00	\$0.00	\$0.00	\$0.00	0.0000%
1000-730-213-0000	D Medicare	\$0.00	\$0.00	\$90.00	\$0.00	\$62.22	\$27.78	69.1333%
1000-730-225-0000	D Workers' Compensation	\$0.00	\$0.00	\$45.00	\$0.00	\$28.19	\$16.81	62.6444%
1000-730-252-0000	Travel and Transportation	\$0.00	\$0.00	\$0.00	\$0.00	\$0.00	\$0.00	0.0000%
1000-730-311-0000	Electricity	\$0.00	\$0.00	\$2,500.00	\$1,114.21	\$1,385.79	\$0.00	55.4322%
1000-730-314-0000	Heating Oil	\$0.00	\$0.00	\$1,200.00	\$0.00	\$570.56	\$629.44	47.5477%
1000-730-321-0000	Telephone	\$0.00	\$0.00	\$700.00	\$92.41	\$607.59	\$0.00	86.7999%
1000-730-329-0000	Other-Communications, Printing & Advertising	\$0.00	\$0.00	\$0.00	\$0.00	\$0.00	\$0.00	0.0000%
1000-730-349-0000	Other - Professional and Technical Services	\$0.00	\$0.00	\$1,000.00	\$0.00	\$610.00	\$390.00	61.0000%
1000-730-353-0000	Liability Insurance Premiums	\$0.00	\$0.00	\$400.00	\$0.00	\$371.07	\$28.93	92.7688%
1000-730-392-0000	Buildings and Other Structures	\$0.00	\$0.00	\$995.00	\$0.00	\$100.00	\$895.00	10.0500%
1000-730-394-0000	Machinery, Equipment & Furniture	\$0.00	\$0.00	\$0.00	\$0.00	\$0.00	\$0.00	0.0000%
1000-730-398-0000	Garbage and Trash Removal	\$0.00	\$0.00	\$2,505.00	\$0.00	\$2,120.00	\$385.00	84.6311%
1000-730-420-0000	Operating Supplies and Materials	\$0.00	\$0.00	\$1,000.00	\$0.00	\$186.12	\$813.88	18.6122%
1000-730-431-0000	Repairs and Maintenance of Buildings and Land	\$0.00	\$0.00	\$1,500.00	\$0.00	\$20.00	\$1,480.00	1.3333%
1000-730-432-0000	Repairs and Maintenance of Machinery & Equip	\$0.00	\$0.00	\$1,600.00	\$0.00	\$198.00	\$1,402.00	12.3759%
1000-730-440-0000	Small Tools and Minor Equipment	\$0.00	\$0.00	\$0.00	\$0.00	\$0.00	\$0.00	0.0000%
1000-730-510-0000	Land and Land Improvements	\$0.00	\$0.00	\$0.00	\$0.00	\$0.00	\$0.00	0.0000%
1000-730-530-0000	Buildings and Other Structures	\$0.00	\$0.00	\$4,500.00	\$0.00	\$0.00	\$4,500.00	0.0000%
1000-730-610-0000	D Deposits Refunded	\$0.00	\$0.00	\$0.00	\$0.00	\$0.00	\$0.00	0.0000%
1000-740-344-0000	D Tax Collection Fees	\$0.00	\$0.00	\$3,000.00	\$0.00	\$1,193.82	\$1,806.18	39.7944%
1000-745-342-0000	Auditing Services	\$0.00	\$0.00	\$0.00	\$0.00	\$0.00	\$0.00	0.0000%
1000-750-341-0000	Accounting and Legal Fees	\$0.00	\$0.00	\$1,500.00	\$0.00	\$0.00	\$1,500.00	0.0000%
1000-755-349-0000	Other - Professional and Technical Services	\$0.00	\$0.00	\$1,500.00	\$0.00	\$0.00	\$1,500.00	0.0000%
1000-790-100-0000	D Personal Services	\$0.00	\$0.00	\$0.00	\$0.00	\$0.00	\$0.00	0.0000%
1000-790-211-0000	D Ohio Public Employees Retirement System	\$0.00	\$0.00	\$0.00	\$0.00	\$0.00	\$0.00	0.0000%
1000-790-213-0000	D Medicare	\$0.00	\$0.00	\$0.00	\$0.00	\$0.00	\$0.00	0.0000%
1000-790-225-0000	D Workers' Compensation	\$0.00	\$0.00	\$0.00	\$0.00	\$0.00	\$0.00	0.0000%
1000-790-252-0000	Travel and Transportation	\$0.00	\$0.00	\$0.00	\$0.00	\$0.00	\$0.00	0.0000%
1000-790-322-0000	Postage	\$0.00	\$0.00	\$250.00	\$64.00	\$186.00	\$0.00	74.4000%
1000-790-348-0000	Training Services	\$0.00	\$0.00	\$0.00	\$0.00	\$0.00	\$0.00	0.0000%
1000-790-349-0000	Other - Professional and Technical Services	\$0.00	\$0.00	\$0.00	\$0.00	\$0.00	\$0.00	0.0000%
1000-790-351-0000	Insurance and Bonding	\$0.00	\$0.00	\$500.00	\$0.00	\$466.34	\$33.66	93.2688%
1000-790-391-0000	Dues and Fees	\$0.00	\$0.00	\$0.00	\$0.00	\$0.00	\$0.00	0.0000%
1000-790-394-0000	Machinery, Equipment & Furniture	\$0.00	\$0.00	\$300.00	\$0.00	\$0.00	\$300.00	0.0000%
1000-790-420-0000	Operating Supplies and Materials	\$0.00	\$0.00	\$0.00	\$0.00	\$0.00	\$0.00	0.0000%
1000-790-433-0000	Repairs and Maintenance of Motor Vehicles	\$0.00	\$0.00	\$0.00	\$0.00	\$0.00	\$0.00	0.0000%

Report reflects selected information.

Appropriation Status

By Fund

As Of 11/9/2020

Account Code	Account Name	Reserved for Encumbrance 12/31	Reserved for Encumbrance 12/31 Adjustment	Final Appropriation	Current Reserve for Encumbrance	YTD Expenditures	Unencumbered Balance	YTD % Expenditures
1000-790-440-0000	Small Tools and Minor Equipment	\$0.00	\$0.00	\$0.00	\$0.00	\$0.00	\$0.00	0.0000%
1000-790-490-0000	Other - Supplies and Materials	\$0.00	\$0.00	\$0.00	\$0.00	\$0.00	\$0.00	0.0000%
1000-790-540-0000	Machinery, Equipment and Furniture	\$0.00	\$0.00	\$0.00	\$0.00	\$0.00	\$0.00	0.0000%
1000-790-610-0000	D Deposits Refunded	\$0.00	\$0.00	\$0.00	\$0.00	\$0.00	\$0.00	0.0000%
1000-790-640-0000	Payment to Another Political Subdivision	\$0.00	\$0.00	\$50.00	\$0.00	\$15.75	\$94.25	31.5000%
1000-800-540-0000	Machinery, Equipment and Furniture	\$0.00	\$0.00	\$200.00	\$0.00	\$0.00	\$200.00	0.0000%
1000-910-910-0000	D Transfers - Out	\$0.00	\$0.00	\$65,000.00	\$0.00	\$56,000.00	\$9,000.00	86.1544%
1000-990-990-0000	D Other - Other Financing Uses	\$0.00	\$0.00	\$0.00	\$0.00	\$0.00	\$0.00	0.0000%
General Fund Total:		\$445.20	\$0.00	\$134,325.20	\$3,126.45	\$88,855.96	\$42,787.99	65.9311%

Fund: Street Construction, Maint. and Repair
 Pooled Balance: \$17,814.88
 Non-Pooled Balance: \$0.00
 Total Cash Balance: \$17,814.88

Account Code	Account Name	Reserved for Encumbrance 12/31	Reserved for Encumbrance 12/31 Adjustment	Final Appropriation	Current Reserve for Encumbrance	YTD Expenditures	Unencumbered Balance	YTD % Expenditures
2011-620-100-0000	D Personal Services	\$164.81	\$0.00	\$11,164.81	\$181.14	\$3,701.17	\$7,447.31	32.6688%
2011-620-211-0000	D Ohio Public Employees Retirement System	\$0.00	\$0.00	\$1,680.00	\$0.00	\$420.42	\$1,259.58	25.0259%
2011-620-213-0000	D Medicare	\$0.00	\$0.00	\$200.00	\$0.00	\$65.60	\$134.40	32.8000%
2011-620-225-0000	D Workers' Compensation	\$0.00	\$0.00	\$75.00	\$0.00	\$50.26	\$24.74	67.0133%
2011-620-252-0000	Travel and Transportation	\$0.00	\$0.00	\$250.00	\$0.66	\$104.34	\$145.00	41.7366%
2011-620-321-0000	Telephone	\$0.00	\$0.00	\$700.00	\$92.42	\$607.58	\$0.00	86.7977%
2011-620-330-0000	Rents and Leases	\$0.00	\$0.00	\$0.00	\$0.00	\$0.00	\$0.00	0.0000%
2011-620-349-0000	Other - Professional and Technical Services	\$0.00	\$0.00	\$0.00	\$0.00	\$0.00	\$0.00	0.0000%
2011-620-351-0000	Insurance and Bonding	\$0.00	\$0.00	\$2,600.00	\$0.00	\$1,728.68	\$871.32	66.4888%
2011-620-393-0000	Motor Vehicles	\$0.00	\$0.00	\$0.00	\$0.00	\$0.00	\$0.00	0.0000%
2011-620-394-0000	Machinery, Equipment & Furniture	\$0.00	\$0.00	\$0.00	\$0.00	\$0.00	\$0.00	0.0000%
2011-620-396-0000	Streets, Highways, Curbs and Sidewalks	\$0.00	\$0.00	\$0.00	\$0.00	\$0.00	\$0.00	0.0000%
2011-620-420-0000	Operating Supplies and Materials	\$0.00	\$0.00	\$300.00	\$29.24	\$270.76	\$0.00	90.2533%
2011-620-432-0000	Repairs and Maintenance of Machinery & Equip	\$0.00	\$0.00	\$0.00	\$0.00	\$0.00	\$0.00	0.0000%
2011-620-433-0000	Repairs and Maintenance of Motor Vehicles	\$0.00	\$0.00	\$500.00	\$157.59	\$342.41	\$0.00	68.4822%
2011-620-440-0000	Small Tools and Minor Equipment	\$0.00	\$0.00	\$0.00	\$0.00	\$0.00	\$0.00	0.0000%
2011-620-540-0000	Machinery, Equipment and Furniture	\$0.00	\$0.00	\$65,000.00	\$0.00	\$56,724.00	\$8,276.00	87.2689%
2011-630-399-0000	Other - Other Contractual Services	\$0.00	\$0.00	\$0.00	\$0.00	\$0.00	\$0.00	0.0000%
2011-745-342-0000	Auditing Services	\$0.00	\$0.00	\$0.00	\$0.00	\$0.00	\$0.00	0.0000%
2011-800-550-0000	Motor Vehicles	\$0.00	\$0.00	\$0.00	\$0.00	\$0.00	\$0.00	0.0000%
Street Construction, Maint. and Repair Fund Total:		\$164.81	\$0.00	\$82,469.81	\$461.05	\$64,015.22	\$18,158.35	77.4688%

Fund: State Highway
 Pooled Balance: \$13,838.41
 Non-Pooled Balance: \$0.00

Report reflects selected information.

Appropriation Status

By Fund

As Of 11/9/2020

Total Cash Balance: \$13,838.41

Account Code	Account Name	Reserved for Encumbrance 12/31	Reserved for Encumbrance 12/31 Adjustment	Final Appropriation	Current Reserve for Encumbrance	YTD Expenditures	Unencumbered Balance	YTD % Expenditures
2021-150-394-0000	Machinery, Equipment & Furniture	\$0.00	\$0.00	\$10,250.00	\$10,250.00	\$0.00	\$0.00	0.0000%
2021-620-100-0000	D Personal Services	\$0.00	\$0.00	\$0.00	\$0.00	\$0.00	\$0.00	0.0000%
2021-620-211-0000	D Ohio Public Employees Retirement System	\$0.00	\$0.00	\$70.00	\$0.00	\$0.00	\$70.00	0.0000%
2021-620-213-0000	D Medicare	\$0.00	\$0.00	\$20.00	\$0.00	\$0.00	\$20.00	0.0000%
2021-620-225-0000	D Workers' Compensation	\$0.00	\$0.00	\$20.00	\$0.00	\$17.36	\$2.64	86.8000%
2021-620-490-0000	Other - Supplies and Materials	\$0.00	\$0.00	\$1,000.00	\$0.00	\$0.00	\$1,000.00	0.0000%
2021-745-342-0000	Auditing Services	\$0.00	\$0.00	\$0.00	\$0.00	\$0.00	\$0.00	0.0000%
2021-800-555-0000	Streets, Highways, Sidewalks and Curbs	\$0.00	\$0.00	\$0.00	\$0.00	\$0.00	\$0.00	0.0000%
State Highway Fund Total:		\$0.00	\$0.00	\$11,360.00	\$10,250.00	\$17.36	\$1,092.64	0.153%

Fund: Permissive Motor Vehicle License Tax

Pooled Balance: \$27,290.88

Non-Pooled Balance: \$0.00

Total Cash Balance: \$27,290.88

Account Code	Account Name	Reserved for Encumbrance 12/31	Reserved for Encumbrance 12/31 Adjustment	Final Appropriation	Current Reserve for Encumbrance	YTD Expenditures	Unencumbered Balance	YTD % Expenditures
2101-150-394-0000	Machinery, Equipment & Furniture	\$0.00	\$0.00	\$10,250.00	\$10,250.00	\$0.00	\$0.00	0.0000%
2101-620-396-0000	Streets, Highways, Curbs and Sidewalks	\$0.00	\$0.00	\$1,000.00	\$0.00	\$0.00	\$1,000.00	0.0000%
2101-745-342-0000	Auditing Services	\$0.00	\$0.00	\$0.00	\$0.00	\$0.00	\$0.00	0.0000%
2101-800-555-0000	Streets, Highways, Sidewalks and Curbs	\$0.00	\$0.00	\$0.00	\$0.00	\$0.00	\$0.00	0.0000%
Permissive Motor Vehicle License Tax Fund Total:		\$0.00	\$0.00	\$11,250.00	\$10,250.00	\$0.00	\$1,000.00	0.0000%

Fund: Coronavirus Relief Fund

Pooled Balance: \$25,428.20

Non-Pooled Balance: \$0.00

Total Cash Balance: \$25,428.20

Account Code	Account Name	Reserved for Encumbrance 12/31	Reserved for Encumbrance 12/31 Adjustment	Final Appropriation	Current Reserve for Encumbrance	YTD Expenditures	Unencumbered Balance	YTD % Expenditures
2151-790-341-0000	Accounting and Legal Fees	\$0.00	\$0.00	\$1,000.00	\$0.00	\$0.00	\$1,000.00	0.0000%
2151-790-349-0000	Other - Professional and Technical Services	\$0.00	\$0.00	\$0.00	\$0.00	\$0.00	\$0.00	0.0000%
2151-790-420-0000	Operating Supplies and Materials	\$0.00	\$0.00	\$2,000.00	\$0.00	\$918.45	\$1,081.55	45.923%
2151-790-640-0000	Payment to Another Political Subdivision	\$0.00	\$0.00	\$0.00	\$0.00	\$0.00	\$0.00	0.0000%
Coronavirus Relief Fund Total:		\$0.00	\$0.00	\$3,000.00	\$0.00	\$918.45	\$2,081.55	30.615%

Fund: Sewer Operating

Pooled Balance: \$124,713.23

Non-Pooled Balance: \$0.00

Report reflects selected information.

Appropriation Status

By Fund
As Of 11/9/2020

Total Cash Balance: \$124,713.23

Account Code	Account Name	Reserved for Encumbrance 12/31	Reserved for Encumbrance 12/31 Adjustment	Final Appropriation	Current Reserve for Encumbrance	YTD Expenditures	Unencumbered Balance	YTD % Expenditures
5201-541-131-0000	D Salary - Administrator	\$27.57	\$0.00	\$2,127.57	\$19.17	\$1,508.40	\$627.57	69.9919%
5201-541-211-0000	D Ohio Public Employees Retirement System	\$0.00	\$0.00	\$300.00	\$0.00	\$210.00	\$90.00	70.0000%
5201-541-213-0000	D Medicare	\$0.00	\$0.00	\$50.00	\$0.00	\$26.16	\$23.84	52.3200%
5201-541-225-0000	D Workers' Compensation	\$0.00	\$0.00	\$25.00	\$0.00	\$14.09	\$10.91	56.3600%
5201-542-121-0000	D Salary - Clerk/Treasurer	\$38.64	\$0.00	\$1,573.64	\$20.93	\$1,197.21	\$394.14	74.2566%
5201-542-211-0000	D Ohio Public Employees Retirement System	\$0.00	\$0.00	\$345.00	\$0.00	\$165.10	\$179.90	47.8559%
5201-542-213-0000	D Medicare	\$0.00	\$0.00	\$50.00	\$0.00	\$20.52	\$29.48	41.0400%
5201-542-225-0000	D Workers' Compensation	\$0.00	\$0.00	\$25.00	\$0.00	\$14.09	\$10.91	56.3600%
5201-542-252-0000	Travel and Transportation	\$0.00	\$0.00	\$250.00	\$0.00	\$0.00	\$250.00	0.0000%
5201-542-321-0000	Telephone	\$0.00	\$0.00	\$700.00	\$92.37	\$607.63	\$0.00	86.8049%
5201-542-322-0000	Postage	\$0.00	\$0.00	\$680.00	\$141.87	\$538.13	\$0.00	79.1379%
5201-542-341-0000	Accounting and Legal Fees	\$0.00	\$0.00	\$0.00	\$0.00	\$0.00	\$0.00	0.0000%
5201-542-342-0000	Auditing Services	\$0.00	\$0.00	\$0.00	\$0.00	\$0.00	\$0.00	0.0000%
5201-542-343-0000	Uniform Accounting Network Fees	\$0.00	\$0.00	\$285.18	\$0.00	\$210.00	\$75.18	73.6388%
5201-542-344-0000	D Tax Collection Fees	\$0.00	\$0.00	\$2,134.82	\$0.00	\$2,134.82	\$0.00	100.0000%
5201-542-410-0000	Office Supplies and Materials	\$0.00	\$0.00	\$900.00	\$0.00	\$0.00	\$900.00	0.0000%
5201-542-540-0000	Machinery, Equipment and Furniture	\$0.00	\$0.00	\$200.00	\$0.00	\$0.00	\$200.00	0.0000%
5201-542-590-0000	Other - Capital Outlay	\$0.00	\$0.00	\$0.00	\$0.00	\$0.00	\$0.00	0.0000%
5201-543-100-0000	D Personal Services	\$504.49	\$0.00	\$0.00	\$0.00	\$0.00	\$0.00	0.0000%
5201-543-211-0000	D Ohio Public Employees Retirement System	\$0.00	\$0.00	\$21,504.49	\$430.59	\$15,994.90	\$5,563.49	72.6749%
5201-543-213-0000	D Medicare	\$0.00	\$0.00	\$2,940.00	\$0.00	\$2,039.23	\$900.77	69.3629%
5201-543-225-0000	D Workers' Compensation	\$0.00	\$0.00	\$600.00	\$0.00	\$260.35	\$339.65	43.3929%
5201-543-252-0000	Travel and Transportation	\$0.00	\$0.00	\$200.00	\$0.00	\$160.32	\$39.68	80.1600%
5201-543-311-0000	Electricity	\$0.00	\$0.00	\$0.00	\$0.00	\$0.00	\$0.00	0.0000%
5201-543-312-0000	Water and Sewage	\$0.00	\$0.00	\$2,000.00	\$523.24	\$1,476.76	\$0.00	73.8388%
5201-543-314-0000	Heating Oil	\$0.00	\$0.00	\$33,800.00	\$13,164.00	\$20,636.00	\$0.00	61.0539%
5201-543-321-0000	Telephone	\$0.00	\$0.00	\$0.00	\$0.00	\$0.00	\$0.00	0.0000%
5201-543-330-0000	Rents and Leases	\$0.00	\$0.00	\$300.00	\$25.00	\$275.00	\$0.00	91.6679%
5201-543-349-0000	Other - Professional and Technical Services	\$0.00	\$0.00	\$0.00	\$0.00	\$0.00	\$0.00	0.0000%
5201-543-351-0000	Insurance and Bonding	\$0.00	\$0.00	\$2,300.00	\$0.00	\$0.00	\$2,300.00	0.0000%
5201-543-393-0000	Motor Vehicles	\$0.00	\$0.00	\$800.00	\$0.00	\$742.14	\$57.86	92.7689%
5201-543-394-0000	Machinery, Equipment & Furniture	\$0.00	\$0.00	\$0.00	\$0.00	\$0.00	\$0.00	0.0000%
5201-543-399-0000	Other - Other Contractual Services	\$0.00	\$0.00	\$6,000.00	\$0.00	\$2,068.00	\$3,932.00	34.4679%
5201-543-410-0000	Office Supplies and Materials	\$0.00	\$0.00	\$2,000.00	\$0.00	\$785.43	\$1,214.57	39.2729%
5201-543-432-0000	Operating Supplies and Materials	\$0.00	\$0.00	\$500.00	\$0.00	\$0.00	\$500.00	0.0000%
5201-543-432-0000	Repairs and Maintenance of Machinery & Equip	\$0.00	\$0.00	\$1,000.00	\$0.00	\$0.00	\$1,000.00	0.0000%
5201-543-440-0000	Small Tools and Minor Equipment	\$0.00	\$0.00	\$36,000.00	\$471.20	\$33,617.67	\$1,911.13	93.3829%
5201-543-490-0000	Other - Supplies and Materials	\$0.00	\$0.00	\$100.00	\$0.00	\$0.00	\$100.00	0.0000%
5201-543-510-0000	Land and Land Improvements	\$0.00	\$0.00	\$0.00	\$0.00	\$0.00	\$0.00	0.0000%
5201-543-540-0000	Machinery, Equipment and Furniture	\$0.00	\$0.00	\$0.00	\$0.00	\$0.00	\$0.00	0.0000%
5201-549-690-0000	Other - Other	\$0.00	\$0.00	\$0.00	\$0.00	\$0.00	\$0.00	0.0000%

Report reflects selected information.

Appropriation Status

By Fund

As Of 11/9/2020

Account Code	Account Name	Reserved for Encumbrance 12/31	Reserved for Encumbrance 12/31 Adjustment	Final Appropriation	Current Reserve for Encumbrance	YTD Expenditures	Unencumbered Balance	YTD % Expenditures
5201-745-342-0000	Auditing Services	\$0.00	\$0.00	\$0.00	\$0.00	\$0.00	\$0.00	0.0000%
5201-910-910-0000	D Transfers - Out	\$0.00	\$0.00	\$13,815.42	\$0.00	\$13,815.42	\$0.00	100.0000%
	Sewer Operating Fund Total:	\$570.70	\$0.00	\$134,506.12	\$14,886.37	\$98,517.37	\$21,671.08	72.934%

Fund: OPWC Debt (\$18.34)
 Pooled Balance: \$0.00
 Non-Pooled Balance: \$0.00
 Total Cash Balance: \$0.00

Account Code	Account Name	Reserved for Encumbrance 12/31	Reserved for Encumbrance 12/31 Adjustment	Final Appropriation	Current Reserve for Encumbrance	YTD Expenditures	Unencumbered Balance	YTD % Expenditures
5722-850-710-0000	Principal	\$0.00	\$0.00	\$13,815.42	\$0.00	\$13,815.42	\$0.00	100.0000%
	OPWC Debt (\$18.34) Fund Total:	\$0.00	\$0.00	\$13,815.42	\$0.00	\$13,815.42	\$0.00	100.0000%
	Report Total:	\$1,180.71	\$0.00	\$390,726.55	\$38,975.87	\$266,139.76	\$86,791.61	67.909%

Cash Summary by Fund

October 2020

Fund #	Fund Name	Fund Balance 10/1/2020	Fund Balance Adjustments	Revenue (excluding transfers and advances in)		Transfers In		Advances In		Total Fund & Adjustments & Revenue	Expenditures (excluding transfers and advances out)	Transfers Out	Advances Out	Fund Balance 10/31/2020	Non-Pooled Balance	Pooled Balance
1000	General	\$124,248.47	\$0.00	\$6,132.18	\$0.00	\$0.00	\$0.00	\$0.00	\$0.00	\$130,380.65	\$3,097.10	\$25,000.00	\$0.00	\$102,283.55	\$0.00	\$102,283.55
2011	Street Construction, Maint. and Repa	\$21,034.79	\$0.00	\$2,105.47	\$0.00	\$25,000.00	\$0.00	\$0.00	\$0.00	\$48,140.26	\$29,894.89	\$0.00	\$0.00	\$18,245.37	\$0.00	\$18,245.37
2021	State Highway	\$13,667.69	\$0.00	\$170.72	\$0.00	\$0.00	\$0.00	\$0.00	\$0.00	\$13,838.41	\$0.00	\$0.00	\$0.00	\$13,838.41	\$0.00	\$13,838.41
2101	Permissive Motor Vehicle License Te	\$27,073.38	\$0.00	\$217.50	\$0.00	\$0.00	\$0.00	\$0.00	\$0.00	\$27,290.88	\$0.00	\$0.00	\$0.00	\$27,290.88	\$0.00	\$27,290.88
2151	Coronavirus Relief Fund	\$15,860.25	\$0.00	\$10,486.40	\$0.00	\$0.00	\$0.00	\$0.00	\$0.00	\$26,346.65	\$918.45	\$0.00	\$0.00	\$25,428.20	\$0.00	\$25,428.20
5201	Sewer Operating	\$156,218.86	\$0.00	\$8,407.92	\$0.00	\$0.00	\$0.00	\$0.00	\$0.00	\$164,626.78	\$37,597.28	\$0.00	\$0.00	\$127,029.50	\$0.00	\$127,029.50
5722	OPWC Debt (\$18.34)	\$0.00	\$0.00	\$0.00	\$0.00	\$0.00	\$0.00	\$0.00	\$0.00	\$0.00	\$0.00	\$0.00	\$0.00	\$0.00	\$0.00	\$0.00
Report Total:		\$358,103.44	\$0.00	\$27,520.19	\$0.00	\$25,000.00	\$0.00	\$0.00	\$0.00	\$410,623.63	\$71,507.72	\$25,000.00	\$0.00	\$314,115.91	\$0.00	\$314,115.91

Last reconciled to bank: 10/31/2020 – Total other adjusting factors: \$166.79

Revenue Status

By Fund

As Of 11/9/2020

Fund: 1000 General

Account Code	Account Name	Final Budget	Revenue	Budget Balance	YTD % Received
1000-110-0000	General Property Tax - Real Estate	\$3,900.00	\$4,854.41	-\$954.41	124.472%
1000-120-0000	Tangible Personal Property Tax	\$0.00	\$0.00	\$0.00	0.000%
1000-130-0000	Municipal Income Tax	\$47,605.00	\$38,881.89	\$8,723.11	81.676%
1000-211-0000	Local Government Distribution	\$10,000.00	\$10,181.67	-\$181.67	101.817%
1000-222-0000	Cigarette Tax	\$0.00	\$0.00	\$0.00	0.000%
1000-224-0000	Liquor and Beer Permit Fees	\$400.00	\$0.00	\$400.00	0.000%
1000-231-0000	Property Tax Allocation	\$0.00	\$0.00	\$0.00	0.000%
1000-419-0000	Other - Federal Receipts	\$0.00	\$0.00	\$0.00	0.000%
1000-429-0000	Other - State Receipts	\$120.00	\$145.55	-\$25.55	121.292%
1000-541-0000	Consumer Rent	\$0.00	\$0.00	\$0.00	0.000%
1000-544-0000	Deposits	\$0.00	\$0.00	\$0.00	0.000%
1000-612-0000	Court Fines	\$0.00	\$0.00	\$0.00	0.000%
1000-623-0000	Zoning	\$0.00	\$0.00	\$0.00	0.000%
1000-701-0000	Interest	\$0.00	\$0.00	\$0.00	0.000%
1000-891-0000	Other - Miscellaneous Operating	\$0.00	\$0.00	\$0.00	0.000%
1000-892-0000	Other - Miscellaneous Non-Operating	\$0.00	\$80.00	-\$80.00	0.000%
1000-999-0000	Other - Other Financing Sources	\$0.00	\$0.00	\$0.00	0.000%
Fund 1000 Sub-Total:		\$62,025.00	\$54,143.52	\$7,881.48	87.293%

Revenue Status

By Fund

As Of 11/9/2020

Fund: 2011 Street Construction, Maint. and Repair

Account Code	Account Name	Final Budget	Revenue	Budget Balance	YTD % Received
2011-225-0000	Gasoline Tax (State)	\$10,120.00	\$14,265.81	-\$4,145.81	140.967%
2011-226-0000	License Tax - State Levied	\$1,380.00	\$1,785.78	-\$405.78	129.404%
2011-429-0000	Other - State Receipts	\$0.00	\$73.63	-\$73.63	0.000%
2011-701-0000	Interest	\$0.00	\$0.00	\$0.00	0.000%
2011-931-0000	Transfers - In	\$65,000.00	\$56,000.00	\$9,000.00	86.154%
2011-999-0000	Other - Other Financing Sources	\$0.00	\$0.00	\$0.00	0.000%
Fund 2011 Sub-Total:		\$76,500.00	\$72,125.22	\$4,374.78	94.281%

Fund: 2021 State Highway

Account Code	Account Name	Final Budget	Revenue	Budget Balance	YTD % Received
2021-225-0000	Gasoline Tax (State)	\$900.00	\$1,156.70	-\$256.70	128.522%
2021-226-0000	License Tax - State Levied	\$150.00	\$144.78	\$5.22	96.520%
2021-429-0000	Other - State Receipts	\$0.00	\$14.73	-\$14.73	0.000%
2021-701-0000	Interest	\$0.00	\$0.00	\$0.00	0.000%
Fund 2021 Sub-Total:		\$1,050.00	\$1,316.21	-\$266.21	125.353%

Fund: 2101 Permissive Motor Vehicle License Tax

Account Code	Account Name	Final Budget	Revenue	Budget Balance	YTD % Received
2101-150-0000	License Tax - Local Levied by Council	\$2,100.00	\$2,184.28	-\$84.28	104.013%
2101-490-0000	Other - Intergovernmental	\$0.00	\$0.00	\$0.00	0.000%
2101-701-0000	Interest	\$0.00	\$0.00	\$0.00	0.000%
Fund 2101 Sub-Total:		\$2,100.00	\$2,184.28	-\$84.28	104.013%

Revenue Status

By Fund
As Of 11/9/2020

Fund: 2151 Coronavirus Relief Fund		Final Budget	Revenue	Budget Balance	YTD % Received
Account Code	Account Name				
2151-411-0000	Federal - Restricted	\$26,346.65	\$26,346.65	\$0.00	100.0000%
Fund 2151 Sub-Total:		\$26,346.65	\$26,346.65	\$0.00	100.0000%
Fund: 5201 Sewer Operating					
Account Code	Account Name	Final Budget	Revenue	Budget Balance	YTD % Received
5201-429-0000	Other - State Receipts	\$0.00	\$177.02	-\$177.02	0.0000%
5201-541-0000	Consumer Rent	\$127,500.00	\$119,477.90	\$8,022.10	93.708%
5201-891-0000	Other - Miscellaneous Operating	\$0.00	\$0.00	\$0.00	0.0000%
5201-892-0000	Other - Miscellaneous Non-Operating	\$0.00	\$0.00	\$0.00	0.0000%
5201-931-0000	Transfers - In	\$0.00	\$0.00	\$0.00	0.0000%
Fund 5201 Sub-Total:		\$127,500.00	\$119,654.92	\$7,845.08	93.847%
Fund: 5722 OPWC Debt (\$18.34)					
Account Code	Account Name	Final Budget	Revenue	Budget Balance	YTD % Received
5722-541-0000	Consumer Rent	\$0.00	\$0.00	\$0.00	0.0000%
5722-931-0000	Transfers - In	\$13,815.42	\$13,815.42	\$0.00	100.0000%
Fund 5722 Sub-Total:		\$13,815.42	\$13,815.42	\$0.00	100.0000%
Report Total:		\$309,337.07	\$289,586.22	\$19,750.85	93.615%

Payment Listing

October 2020

Payment Advice #	Post Date	Transaction Date	Type	Vendor / Payee	Amount	Status
108-2020	10/29/2020	10/12/2020	CH	Ohio Bureau of Workers' Compensation	\$66.14	V
108-2020	10/29/2020	10/12/2020	CH	Ohio Bureau of Workers' Compensation	-\$66.14	V
110-2020	10/20/2020	10/20/2020	EW	Ohio Public Employees Retirement System	\$866.45	C
118-2020	10/19/2020	11/08/2020	CH	Wex Bank	\$51.63	C
119-2020	10/27/2020	11/08/2020	EW	Ohio Department of Taxation	\$154.50	C
120-2020	10/27/2020	11/08/2020	EW	Ohio Treasurer of State	\$202.30	C
10939	10/09/2020	10/08/2020	PR	Ronald L Moore	\$1,078.47	C
10940	10/12/2020	10/08/2020	PR	MICHAEL E DIXON	\$46.49	C
10941	10/12/2020	10/08/2020	PR	JACQUELYN L HAYES	\$135.65	C
10942	10/12/2020	10/08/2020	PR	Rochelle Morgan	\$47.04	O
10943	10/08/2020	10/08/2020	AW	Clayton Tire	\$198.00	C
10944	10/08/2020	10/08/2020	AW	Village of North Lewisburg	\$1,876.00	O
10945	10/08/2020	10/08/2020	AW	Quill	\$276.53	C
10946	10/08/2020	10/08/2020	AW	McAuliffe Ace Hardware	\$19.98	C
10947	10/08/2020	10/08/2020	AW	Motion Industries, Inc.	\$432.06	C
10948	10/08/2020	10/08/2020	AW	Covalen	\$372.64	C
10949	10/18/2020	10/18/2020	AW	Quill	\$918.45	O
10950	10/18/2020	10/18/2020	AW	Ronald Moore	\$25.00	O
10951	10/18/2020	10/18/2020	SW	Skipped Warrants 10951 to 10951 Series 1	\$0.00	V
10952	10/18/2020	10/18/2020	AW	Kaffenbarger Truck Equipment Company	\$27,106.00	C
10953	10/18/2020	10/18/2020	AW	Nationwide Insurance Company	\$100.00	C
10954	10/18/2020	10/18/2020	AW	Redmond Environmental Inc.	\$2,968.87	O
10955	10/20/2020	10/20/2020	AW	Kaffenbarger Truck Equipment Company	\$1,877.00	O
10956	10/20/2020	10/20/2020	AW	Ronald Moore	\$342.41	C
10957	10/20/2020	10/20/2020	AW	Covalen	\$28,620.00	C
10958	10/20/2020	10/20/2020	AW	Woodstock Post Master	\$49.00	O
10959	10/20/2020	10/20/2020	WH	Internal Revenue Service	\$868.69	C
10960	10/20/2020	10/20/2020	WH	R.I.T.A.	\$216.71	C
10961	10/23/2020	10/21/2020	PR	Ronald L Moore	\$1,016.94	C
10962	10/21/2020	10/21/2020	AW	Frontier	\$185.36	C
10963	10/29/2020	10/29/2020	AW	Dayton Power & Light	\$555.28	O
10964	10/31/2020	10/29/2020	PR	BRADLEY G HERRON	\$261.65	O
10965	10/31/2020	10/29/2020	PR	Thomas M. Hallinan	\$485.06	O
Total Payments:					\$71,354.16	
Total Conversion Vouchers:					\$0.00	
Total Less Conversion Vouchers:					\$71,354.16	

Type: AM - Accounting Manual Warrant, AW - Accounting Warrant, IM - Investment Manual Warrant, IW - Investment Warrant, PM - Payroll Manual Warrant, PR - Payroll Warrant, RW - Reduction of Receipt Warrant, SW - Skipped Warrant, WH - Withholding Warrant, WM - Withholding Manual, WS - Special Warrant, CH - Electronic Payment Advice, IL - Investment Loss, EP - Payroll EFT Voucher, CV - Payroll Conversion Voucher, SV - Payroll Special Voucher, EW - Withholding Voucher, POS ADJ - Positive Adjustment, NEG ADJ - Negative Adjustment, POS REAL - Positive Reallocation, NEG REAL - Negative Reallocation

Status: O - Outstanding, C - Cleared, V - Voided, B - Batch

* Asterisked amounts are not included in report totals. These transactions occurred outside the reported date range but are listed for reference.