

**Bank Reconciliation**

Reconciled Date 7/31/2019

Posted 8/12/2019 9:54:05 AM



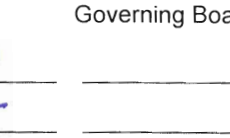
Prior UAN Balance:		\$269,485.70
Receipts:	+	\$33,444.87
Payments:	-	\$29,109.59
Adjustments:	+	\$0.00
Current UAN Balance as of 07/31/2019:		\$273,820.98
Other Adjusting Factors:	+	\$0.08
Adjusted UAN Balance as of 07/31/2019:		<u>\$273,821.06</u>
Entered Bank Balances as of 07/31/2019:		\$277,297.25
Deposits in Transit:	+	\$0.00
Outstanding Payments:	-	\$3,476.19
Outstanding Adjustments:	+	\$0.00
Other Adjusting Factors:	+	\$0.00
Adjusted Bank Balances as of 07/31/2019:		<u>\$273,821.06</u>

Balances Reconciled

Reconciliation Notes

Receipts Not In UAN: \$0.08

Governing Board Signatures

There are no outstanding receipts as of 07/31/2019.

There are no outstanding adjustments as of 07/31/2019.

**Bank Balances**

Reconciled Date 7/31/2019

Posted 8/12/2019 9:54:05 AM

<u>Type</u>	<u>Name</u>	<u>Number</u>	<u>Prior Bank Balance</u>	<u>Calculated Bank Balance</u>	<u>Entered Bank Balance</u>	<u>Difference</u>
Primary	PRIMARY	1200121159122	\$273,641.40	\$277,297.25	\$277,297.25	\$0.00
Investment	ESCROW	34002537	\$0.00	\$0.00	\$0.00	\$0.00
<b>Total:</b>			<u>\$273,641.40</u>	<u>\$277,297.25</u>	<u>\$277,297.25</u>	<u>\$0.00</u>

**Outstanding Payments**

Reconciled Date 7/31/2019

Posted 8/12/2019 9:54:05 AM

<u>Account</u>	<u>Type</u>	<u>Payment #</u>	<u>Post Date</u>	<u>Vendor / Payee</u>	<u>Amount</u>
PRIMARY	Warrant	10525	02/11/2019	Rochelle Morgan	\$47.02
PRIMARY	Warrant	10542	03/11/2019	Rochelle Morgan	\$47.02
PRIMARY	Warrant	10564	04/08/2019	Rochelle Morgan	\$47.02
PRIMARY	Warrant	10636	07/15/2019	Holt Brothers, LTD	\$1,203.30
PRIMARY	Warrant	10641	07/28/2019	Aqua Systems	\$19.30
PRIMARY	Warrant	10642	07/28/2019	Covalen	\$144.47
PRIMARY	Warrant	10643	07/28/2019	Frontier	\$187.15
PRIMARY	Warrant	10644	07/28/2019	Dayton Power & Light	\$538.79
PRIMARY	Warrant	10645	07/30/2019	Apple Farm Service Inc.	\$155.50
PRIMARY	Warrant	10646	07/30/2019	Jones Ignition Service	\$101.50
PRIMARY	Warrant	10647	07/30/2019	Champaign County Engineer	\$237.50
PRIMARY	Warrant	10648	07/31/2019	BRADLEY G HERRON	\$261.61
PRIMARY	Warrant	10649	07/31/2019	Thomas M. Hallinan	\$486.01
					<u>\$3,476.19</u>

**Appropriation Status**

By Fund

As Of 8/6/2019

Fund: General  
Pooled Balance: \$133,733.29  
Non-Pooled Balance: \$0.00  
Total Cash Balance: \$133,733.29

Account Code	Account Name	Reserved for Encumbrance 12/31	Reserved for Encumbrance 12/31 Adjustment	Final Appropriation	Current Reserve for Encumbrance	YTD Expenditures	Unencumbered Balance	YTD % Expenditures
1000-130-311-0000	Electricity	\$0.00	\$0.00	\$4,700.00	\$3,081.82	\$1,618.18	\$0.00	34.429%
1000-210-344-0000	D Tax Collection Fees	\$0.00	\$0.00	\$3,400.00	\$0.00	\$2,006.00	\$1,394.00	59.000%
1000-320-100-0000	D Personal Services	\$58.94	\$0.00	\$3,258.94	\$83.43	\$1,995.51	\$1,238.94	60.144%
1000-320-211-0000	D Ohio Public Employees Retirement System	\$0.00	\$0.00	\$500.00	\$0.00	\$282.80	\$217.20	56.560%
1000-320-213-0000	D Medicare	\$0.00	\$0.00	\$100.00	\$0.00	\$29.18	\$70.82	29.180%
1000-320-225-0000	D Workers' Compensation	\$0.00	\$0.00	\$30.00	\$0.00	\$9.77	\$20.23	32.567%
1000-320-311-0000	Electricity	\$0.00	\$0.00	\$600.00	\$296.01	\$303.99	\$0.00	50.665%
1000-320-353-0000	Liability Insurance Premiums	\$0.00	\$0.00	\$300.00	\$0.00	\$0.00	\$300.00	0.000%
1000-320-420-0000	Operating Supplies and Materials	\$0.00	\$0.00	\$300.00	\$0.00	\$0.00	\$300.00	0.000%
1000-320-431-0000	Repairs and Maintenance of Buildings and Land	\$0.00	\$0.00	\$3,500.00	\$0.00	\$0.00	\$3,500.00	0.000%
1000-320-432-0000	Repairs and Maintenance of Machinery & Equip	\$0.00	\$0.00	\$500.00	\$0.00	\$0.00	\$500.00	0.000%
1000-320-440-0000	Small Tools and Minor Equipment	\$0.00	\$0.00	\$0.00	\$0.00	\$0.00	\$0.00	0.000%
1000-320-540-0000	Machinery, Equipment and Furniture	\$0.00	\$0.00	\$0.00	\$0.00	\$0.00	\$0.00	0.000%
1000-390-650-0000	Contributions to Other Organizations	\$0.00	\$0.00	\$250.00	\$0.00	\$0.00	\$250.00	0.000%
1000-410-320-0000	Communications, Printing and Advertising	\$0.00	\$0.00	\$0.00	\$0.00	\$0.00	\$0.00	0.000%
1000-410-349-0000	Other - Professional and Technical Services	\$0.00	\$0.00	\$0.00	\$0.00	\$0.00	\$0.00	0.000%
1000-710-161-0000	D Salary - Mayor	\$110.99	\$0.00	\$2,010.99	\$20.79	\$1,058.51	\$1,042.68	49.883%
1000-710-211-0000	D Ohio Public Employees Retirement System	\$0.00	\$0.00	\$300.00	\$0.00	\$154.96	\$145.04	51.653%
1000-710-213-0000	D Medicare	\$0.00	\$0.00	\$30.00	\$0.00	\$26.79	\$3.21	89.300%
1000-710-225-0000	D Workers' Compensation	\$0.00	\$0.00	\$30.00	\$0.00	\$7.56	\$22.44	25.200%
1000-710-252-0000	Travel and Transportation	\$0.00	\$0.00	\$400.00	\$0.00	\$0.00	\$400.00	0.000%
1000-710-348-0000	Training Services	\$0.00	\$0.00	\$200.00	\$0.00	\$0.00	\$200.00	0.000%
1000-715-111-0000	D Salaries - Council	\$93.97	\$0.00	\$4,093.97	\$5.49	\$2,178.48	\$2,003.97	52.018%
1000-715-211-0000	D Ohio Public Employees Retirement System	\$0.00	\$0.00	\$300.00	\$0.00	\$123.20	\$176.80	41.067%
1000-715-212-0000	D Social Security	\$0.00	\$0.00	\$300.00	\$0.00	\$126.17	\$173.83	42.057%
1000-715-213-0000	D Medicare	\$0.00	\$0.00	\$100.00	\$0.00	\$43.88	\$56.12	43.880%
1000-715-225-0000	D Workers' Compensation	\$0.00	\$0.00	\$0.00	\$0.00	\$0.00	\$0.00	0.000%
1000-715-252-0000	Travel and Transportation	\$0.00	\$0.00	\$150.00	\$0.00	\$0.00	\$150.00	0.000%
1000-715-348-0000	Training Services	\$0.00	\$0.00	\$0.00	\$0.00	\$0.00	\$0.00	0.000%
1000-715-391-0000	Dues and Fees	\$0.00	\$0.00	\$0.00	\$0.00	\$0.00	\$0.00	0.000%
1000-725-121-0000	D Salary - Clerk/Treasurer	\$157.04	\$0.00	\$6,557.04	\$35.80	\$3,423.70	\$3,254.58	50.993%
1000-725-211-0000	D Ohio Public Employees Retirement System	\$0.00	\$0.00	\$900.00	\$0.00	\$528.40	\$371.60	58.711%
1000-725-212-0000	D Social Security	\$0.00	\$0.00	\$0.00	\$0.00	\$0.00	\$0.00	0.000%
1000-725-213-0000	D Medicare	\$0.00	\$0.00	\$85.00	\$0.00	\$61.56	\$23.44	72.424%
1000-725-225-0000	D Workers' Compensation	\$0.00	\$0.00	\$65.00	\$0.00	\$23.65	\$41.35	36.385%
1000-725-240-0000	D Unemployment Compensation	\$0.00	\$0.00	\$105.38	\$0.00	\$105.38	\$0.00	100.000%
1000-725-252-0000	Travel and Transportation	\$0.00	\$0.00	\$94.62	\$0.00	\$0.00	\$94.62	0.000%
1000-725-320-0000	Communications, Printing and Advertising	\$0.00	\$0.00	\$200.00	\$0.00	\$28.80	\$171.20	14.400%

Report reflects selected information.

**Appropriation Status**

By Fund  
As Of 8/6/2019

Account Code	Account Name	Reserved for Encumbrance 12/31	Reserved for Encumbrance 12/31 Adjustment	Final Appropriation	Current Reserve for Encumbrance	YTD Expenditures	Unencumbered Balance	YTD % Expenditures
1000-725-343-0000	Uniform Accounting Network Fees	\$0.00	\$0.00	\$900.00	\$0.00	\$381.95	\$518.05	42.439%
1000-725-348-0000	Training Services	\$0.00	\$0.00	\$200.00	\$0.00	\$0.00	\$200.00	0.000%
1000-725-354-0000	Fidelity Bond Premiums	\$0.00	\$0.00	\$120.00	\$0.00	\$0.00	\$120.00	0.000%
1000-725-391-0000	Dues and Fees	\$0.00	\$0.00	\$700.00	\$0.00	\$235.00	\$465.00	33.571%
1000-725-410-0000	Office Supplies and Materials	\$0.00	\$0.00	\$500.00	\$0.00	\$0.00	\$500.00	0.000%
1000-730-100-0000	D Personal Services	\$96.40	\$0.00	\$6,096.40	\$52.51	\$2,895.89	\$3,244.40	46.762%
1000-730-211-0000	D Ohio Public Employees Retirement System	\$0.00	\$0.00	\$840.00	\$0.00	\$399.28	\$440.72	47.533%
1000-730-212-0000	D Social Security	\$0.00	\$0.00	\$0.00	\$0.00	\$0.00	\$0.00	0.000%
1000-730-213-0000	D Medicare	\$0.00	\$0.00	\$90.00	\$0.00	\$52.15	\$37.85	57.944%
1000-730-225-0000	D Workers' Compensation	\$0.00	\$0.00	\$45.00	\$0.00	\$15.78	\$29.22	35.067%
1000-730-252-0000	Travel and Transportation	\$0.00	\$0.00	\$0.00	\$0.00	\$0.00	\$0.00	0.000%
1000-730-311-0000	Electricity	\$0.00	\$0.00	\$2,500.00	\$1,609.67	\$890.33	\$0.00	35.613%
1000-730-314-0000	Heating Oil	\$0.00	\$0.00	\$1,200.00	\$0.00	\$581.16	\$618.84	48.430%
1000-730-321-0000	Telephone	\$0.00	\$0.00	\$700.00	\$288.16	\$411.84	\$0.00	58.834%
1000-730-329-0000	Other-Communications, Printing & Advertising	\$0.00	\$0.00	\$0.00	\$0.00	\$0.00	\$0.00	0.000%
1000-730-349-0000	Other - Professional and Technical Services	\$0.00	\$0.00	\$1,000.00	\$0.00	\$60.00	\$940.00	6.000%
1000-730-353-0000	Liability Insurance Premiums	\$0.00	\$0.00	\$400.00	\$0.00	\$208.45	\$191.55	52.113%
1000-730-392-0000	Buildings and Other Structures	\$0.00	\$0.00	\$1,805.00	\$0.00	\$1,805.00	\$0.00	100.000%
1000-730-394-0000	Machinery, Equipment & Furniture	\$0.00	\$0.00	\$0.00	\$0.00	\$0.00	\$0.00	0.000%
1000-730-398-0000	Garbage and Trash Removal	\$0.00	\$0.00	\$1,495.00	\$0.00	\$950.00	\$0.00	0.000%
1000-730-420-0000	Operating Supplies and Materials	\$0.00	\$0.00	\$1,000.00	\$480.70	\$216.36	\$302.94	21.636%
1000-730-431-0000	Repairs and Maintenance of Buildings and Land	\$0.00	\$0.00	\$1,500.00	\$0.00	\$0.00	\$1,500.00	0.000%
1000-730-432-0000	Repairs and Maintenance of Machinery & Equip	\$0.00	\$0.00	\$1,600.00	\$0.00	\$0.00	\$1,600.00	0.000%
1000-730-440-0000	Small Tools and Minor Equipment	\$0.00	\$0.00	\$0.00	\$0.00	\$0.00	\$0.00	0.000%
1000-730-510-0000	Land and Land Improvements	\$0.00	\$0.00	\$0.00	\$0.00	\$0.00	\$0.00	0.000%
1000-730-530-0000	Buildings and Other Structures	\$0.00	\$0.00	\$4,500.00	\$0.00	\$1,203.30	\$3,296.70	26.740%
1000-730-610-0000	D Deposits Refunded	\$0.00	\$0.00	\$200.00	\$0.00	\$0.00	\$200.00	0.000%
1000-740-344-0000	D Tax Collection Fees	\$0.00	\$0.00	\$250.00	\$0.00	\$0.00	\$250.00	0.000%
1000-745-342-0000	Auditing Services	\$0.00	\$0.00	\$3,000.00	\$2,978.80	\$21.20	\$0.00	0.707%
1000-750-341-0000	Accounting and Legal Fees	\$0.00	\$0.00	\$1,500.00	\$0.00	\$0.00	\$1,500.00	0.000%
1000-755-349-0000	Other - Professional and Technical Services	\$0.00	\$0.00	\$1,500.00	\$0.00	\$0.00	\$1,500.00	0.000%
1000-790-100-0000	D Personal Services	\$0.00	\$0.00	\$0.00	\$0.00	\$0.00	\$0.00	0.000%
1000-790-211-0000	D Ohio Public Employees Retirement System	\$0.00	\$0.00	\$0.00	\$0.00	\$0.00	\$0.00	0.000%
1000-790-213-0000	D Medicare	\$0.00	\$0.00	\$0.00	\$0.00	\$0.00	\$0.00	0.000%
1000-790-225-0000	D Workers' Compensation	\$0.00	\$0.00	\$0.00	\$0.00	\$0.00	\$0.00	0.000%
1000-790-252-0000	Travel and Transportation	\$0.00	\$0.00	\$0.00	\$0.00	\$0.00	\$0.00	0.000%
1000-790-322-0000	Postage	\$0.00	\$0.00	\$225.00	\$170.00	\$55.00	\$0.00	24.444%
1000-790-348-0000	Training Services	\$0.00	\$0.00	\$0.00	\$0.00	\$0.00	\$0.00	0.000%
1000-790-349-0000	Other - Professional and Technical Services	\$0.00	\$0.00	\$25.00	\$0.00	\$15.75	\$9.25	63.000%
1000-790-351-0000	Insurance and Bonding	\$0.00	\$0.00	\$500.00	\$0.00	\$440.07	\$59.93	88.014%
1000-790-391-0000	Dues and Fees	\$0.00	\$0.00	\$0.00	\$0.00	\$0.00	\$0.00	0.000%
1000-790-394-0000	Machinery, Equipment & Furniture	\$0.00	\$0.00	\$0.00	\$0.00	\$0.00	\$0.00	0.000%
1000-790-420-0000	Operating Supplies and Materials	\$0.00	\$0.00	\$0.00	\$0.00	\$0.00	\$0.00	0.000%
1000-790-433-0000	Repairs and Maintenance of Motor Vehicles	\$0.00	\$0.00	\$0.00	\$0.00	\$0.00	\$0.00	0.000%

Report reflects selected information.

**Appropriation Status**

By Fund

As Of 8/6/2019

Account Code	Account Name	Reserved for Encumbrance 12/31	Reserved for Encumbrance 12/31 Adjustment	Final Appropriation	Current Reserve for Encumbrance	YTD Expenditures	Unencumbered Balance	YTD % Expenditures
1000-790-440-0000	Small Tools and Minor Equipment	\$0.00	\$0.00	\$0.00	\$0.00	\$0.00	\$0.00	0.000%
1000-790-490-0000	Other - Supplies and Materials	\$0.00	\$0.00	\$0.00	\$0.00	\$0.00	\$0.00	0.000%
1000-790-540-0000	Machinery, Equipment and Furniture	\$0.00	\$0.00	\$0.00	\$0.00	\$0.00	\$0.00	0.000%
1000-790-610-0000	D Deposits Refunded	\$0.00	\$0.00	\$0.00	\$0.00	\$0.00	\$0.00	0.000%
1000-790-640-0000	Payment to Another Political Subdivision	\$0.00	\$0.00	\$0.00	\$0.00	\$0.00	\$0.00	0.000%
1000-800-540-0000	Machinery, Equipment and Furniture	\$0.00	\$0.00	\$200.00	\$0.00	\$0.00	\$200.00	0.000%
1000-910-910-0000	D Transfers - Out	\$0.00	\$0.00	\$23,000.00	\$0.00	\$17,274.27	\$5,725.73	75.106%
1000-990-990-0000	D Other - Other Financing Uses	\$0.00	\$0.00	\$0.00	\$0.00	\$0.00	\$0.00	0.000%
General Fund Total:		\$517.34	\$0.00	\$90,952.34	\$9,103.18	\$42,249.25	\$40,117.25	46.189%

Fund: Street Construction, Maint. and Repair

Pooled Balance: \$12.49

Non-Pooled Balance: \$0.00

Total Cash Balance: \$12.49

Account Code	Account Name	Reserved for Encumbrance 12/31	Reserved for Encumbrance 12/31 Adjustment	Final Appropriation	Current Reserve for Encumbrance	YTD Expenditures	Unencumbered Balance	YTD % Expenditures
2011-620-100-0000	D Personal Services	\$206.76	\$0.00	\$8,206.70	\$231.12	\$7,002.64	\$1,179.70	83.231%
2011-620-211-0000	D Ohio Public Employees Retirement System	\$0.00	\$0.00	\$1,120.00	\$0.00	\$1,040.62	\$79.38	92.913%
2011-620-213-0000	D Medicare	\$0.00	\$0.00	\$200.00	\$0.00	\$104.57	\$95.43	52.285%
2011-620-225-0000	D Workers' Compensation	\$0.00	\$0.00	\$100.00	\$0.00	\$31.56	\$68.44	31.560%
2011-620-252-0000	Travel and Transportation	\$0.00	\$0.00	\$200.00	\$0.00	\$0.00	\$200.00	0.000%
2011-620-321-0000	Telephone	\$0.00	\$0.00	\$750.00	\$288.18	\$411.82	\$50.00	54.909%
2011-620-330-0000	Rents and Leases	\$0.00	\$0.00	\$718.75	\$0.00	\$718.75	\$0.00	100.000%
2011-620-349-0000	Other - Professional and Technical Services	\$0.00	\$0.00	\$0.00	\$0.00	\$0.00	\$0.00	0.000%
2011-620-351-0000	Insurance and Bonding	\$0.00	\$0.00	\$1,500.00	\$0.00	\$995.93	\$504.07	66.395%
2011-620-393-0000	Motor Vehicles	\$0.00	\$0.00	\$0.00	\$0.00	\$0.00	\$0.00	0.000%
2011-620-394-0000	Machinery, Equipment & Furniture	\$0.00	\$0.00	\$646.04	\$0.00	\$646.04	\$0.00	100.000%
2011-620-396-0000	Streets, Highways, Curbs and Sidewalks	\$0.00	\$0.00	\$21,635.21	\$0.00	\$20,259.82	\$1,375.39	93.643%
2011-620-420-0000	Operating Supplies and Materials	\$0.00	\$0.00	\$1,000.00	\$297.59	\$702.41	\$0.00	70.241%
2011-620-432-0000	Repairs and Maintenance of Machinery & Equip	\$0.00	\$0.00	\$1,000.00	\$0.00	\$96.83	\$903.17	9.683%
2011-620-433-0000	Repairs and Maintenance of Motor Vehicles	\$0.00	\$0.00	\$1,000.00	\$680.21	\$319.79	\$0.00	31.979%
2011-620-440-0000	Small Tools and Minor Equipment	\$0.00	\$0.00	\$0.00	\$0.00	\$0.00	\$0.00	0.000%
2011-620-540-0000	Machinery, Equipment and Furniture	\$0.00	\$0.00	\$0.00	\$0.00	\$0.00	\$0.00	0.000%
2011-630-399-0000	Other - Other Contractual Services	\$0.00	\$0.00	\$0.00	\$0.00	\$0.00	\$0.00	0.000%
2011-745-342-0000	Auditing Services	\$0.00	\$0.00	\$0.00	\$0.00	\$0.00	\$0.00	0.000%
2011-800-550-0000	Motor Vehicles	\$0.00	\$0.00	\$0.00	\$0.00	\$0.00	\$0.00	0.000%
Street Construction, Maint. and Repair Fund Total:		\$206.76	\$0.00	\$38,076.70	\$1,497.10	\$32,330.78	\$4,455.58	84.451%

Fund: State Highway

Pooled Balance: \$11,751.80

Non-Pooled Balance: \$0.00

Report reflects selected information.

**Appropriation Status**

By Fund  
As Of 8/6/2019

Total Cash Balance: \$11,751.80

Account Code	Account Name	Reserved for Encumbrance 12/31	Reserved for Encumbrance 12/31 Adjustment	Final Appropriation	Current Reserve for Encumbrance	YTD Expenditures	Unencumbered Balance	YTD % Expenditures
2021-620-100-0000	D Personal Services	\$0.00	\$0.00	\$500.00	\$0.00	\$0.00	\$500.00	0.0000%
2021-620-211-0000	D Ohio Public Employees Retirement System	\$0.00	\$0.00	\$70.00	\$0.00	\$0.00	\$70.00	0.0000%
2021-620-213-0000	D Medicare	\$0.00	\$0.00	\$20.00	\$0.00	\$0.00	\$20.00	0.0000%
2021-620-225-0000	D Workers' Compensation	\$0.00	\$0.00	\$20.00	\$0.00	\$6.32	\$13.68	31.6000%
2021-620-490-0000	Other - Supplies and Materials	\$0.00	\$0.00	\$0.00	\$0.00	\$0.00	\$0.00	0.0000%
2021-745-342-0000	Auditing Services	\$0.00	\$0.00	\$0.00	\$0.00	\$0.00	\$0.00	0.0000%
2021-800-555-0000	Streets, Highways, Sidewalks and Curbs	\$0.00	\$0.00	\$0.00	\$0.00	\$0.00	\$0.00	0.0000%
State Highway Fund Total:		\$0.00	\$0.00	\$670.00	\$0.00	\$6.32	\$603.68	1.0366%

Fund: Permissive Motor Vehicle License Tax  
 Pooled Balance: \$23,869.10  
 Non-Pooled Balance: \$0.00  
 Total Cash Balance: \$23,869.10

Account Code	Account Name	Reserved for Encumbrance 12/31	Reserved for Encumbrance 12/31 Adjustment	Final Appropriation	Current Reserve for Encumbrance	YTD Expenditures	Unencumbered Balance	YTD % Expenditures
2101-620-396-0000	Streets, Highways, Curbs and Sidewalks	\$0.00	\$0.00	\$9,000.00	\$0.00	\$0.00	\$9,000.00	0.0000%
2101-745-342-0000	Auditing Services	\$0.00	\$0.00	\$0.00	\$0.00	\$0.00	\$0.00	0.0000%
2101-800-555-0000	Streets, Highways, Sidewalks and Curbs	\$0.00	\$0.00	\$0.00	\$0.00	\$0.00	\$0.00	0.0000%
Permissive Motor Vehicle License Tax Fund Total:		\$0.00	\$0.00	\$9,000.00	\$0.00	\$0.00	\$9,000.00	0.0000%

Fund: Sewer Operating  
 Pooled Balance: \$100,486.51  
 Non-Pooled Balance: \$0.00  
 Total Cash Balance: \$100,486.51

Account Code	Account Name	Reserved for Encumbrance 12/31	Reserved for Encumbrance 12/31 Adjustment	Final Appropriation	Current Reserve for Encumbrance	YTD Expenditures	Unencumbered Balance	YTD % Expenditures
5201-541-131-0000	D Salary - Administrator	\$27.63	\$0.00	\$2,055.26	\$4.19	\$1,073.44	\$1,005.26	51.5366%
5201-541-211-0000	D Ohio Public Employees Retirement System	\$0.00	\$0.00	\$350.00	\$0.00	\$168.00	\$182.00	48.0000%
5201-541-213-0000	D Medicare	\$0.00	\$0.00	\$50.00	\$0.00	\$19.62	\$30.38	39.2400%
5201-541-225-0000	D Workers' Compensation	\$0.00	\$0.00	\$25.00	\$0.00	\$9.45	\$15.55	37.8000%
5201-542-121-0000	D Salary - Clerk/Treasurer	\$39.27	\$0.00	\$1,585.80	\$8.95	\$855.97	\$760.15	52.6730%
5201-542-211-0000	D Ohio Public Employees Retirement System	\$0.00	\$0.00	\$345.00	\$0.00	\$132.08	\$212.92	38.2840%
5201-542-213-0000	D Medicare	\$0.00	\$0.00	\$50.00	\$0.00	\$15.39	\$34.61	30.7800%
5201-542-225-0000	D Workers' Compensation	\$0.00	\$0.00	\$25.00	\$0.00	\$6.29	\$18.71	25.1600%
5201-542-252-0000	Travel and Transportation	\$0.00	\$0.00	\$400.00	\$0.00	\$0.00	\$400.00	0.0000%
5201-542-321-0000	Telephone	\$0.00	\$0.00	\$700.00	\$288.14	\$411.86	\$0.00	58.8370%
5201-542-322-0000	Postage	\$0.00	\$0.00	\$600.00	\$125.00	\$475.00	\$0.00	79.1670%

Report reflects selected information.

**Appropriation Status**

By Fund

As Of 8/6/2019

Account Code	Account Name	Reserved for Encumbrance 12/31	Reserved for Encumbrance 12/31 Adjustment	Final Appropriation	Current Reserve for Encumbrance	YTD Expenditures	Unencumbered Balance	YTD % Expenditures
5201-542-341-0000	Accounting and Legal Fees	\$0.00	\$0.00	\$0.00	\$0.00	\$0.00	\$0.00	0.000%
5201-542-342-0000	Auditing Services	\$0.00	\$0.00	\$0.00	\$0.00	\$0.00	\$0.00	0.000%
5201-542-343-0000	Uniform Accounting Network Fees	\$0.00	\$0.00	\$900.00	\$0.00	\$381.95	\$518.05	42.439%
5201-542-344-0000	D Tax Collection Fees	\$0.00	\$0.00	\$1,600.00	\$0.00	\$990.58	\$609.42	61.911%
5201-542-410-0000	Office Supplies and Materials	\$0.00	\$0.00	\$900.00	\$0.00	\$0.00	\$900.00	0.000%
5201-542-540-0000	Machinery, Equipment and Furniture	\$0.00	\$0.00	\$200.00	\$0.00	\$0.00	\$200.00	0.000%
5201-542-590-0000	Other - Capital Outlay	\$0.00	\$0.00	\$0.00	\$0.00	\$0.00	\$0.00	0.000%
5201-542-690-0000	Other - Other	\$0.00	\$0.00	\$0.00	\$0.00	\$0.00	\$0.00	0.000%
5201-543-100-0000	D Personal Services	\$283.92	\$0.00	\$20,283.92	\$187.52	\$5,396.40	\$14,983.92	26.237%
5201-543-211-0000	D Ohio Public Employees Retirement System	\$0.00	\$0.00	\$2,800.00	\$0.00	\$638.32	\$1,961.68	29.940%
5201-543-213-0000	D Medicare	\$0.00	\$0.00	\$600.00	\$0.00	\$91.16	\$508.84	15.193%
5201-543-225-0000	D Workers' Compensation	\$0.00	\$0.00	\$200.00	\$0.00	\$60.06	\$139.94	30.030%
5201-543-252-0000	D Travel and Transportation	\$0.00	\$0.00	\$0.00	\$0.00	\$0.00	\$0.00	0.000%
5201-543-311-0000	Electricity	\$0.00	\$0.00	\$1,200.00	\$138.68	\$1,061.32	\$0.00	88.443%
5201-543-312-0000	Water and Sewage	\$0.00	\$0.00	\$24,000.00	\$9,380.00	\$13,132.00	\$1,488.00	54.717%
5201-543-314-0000	Heating Oil	\$0.00	\$0.00	\$0.00	\$0.00	\$0.00	\$0.00	0.000%
5201-543-321-0000	Telephone	\$0.00	\$0.00	\$300.00	\$125.00	\$175.00	\$0.00	58.333%
5201-543-330-0000	Rents and Leases	\$0.00	\$0.00	\$0.00	\$0.00	\$0.00	\$0.00	0.000%
5201-543-349-0000	Other - Professional and Technical Services	\$0.00	\$0.00	\$2,300.00	\$0.00	\$0.00	\$2,300.00	0.000%
5201-543-351-0000	Insurance and Bonding	\$0.00	\$0.00	\$700.00	\$0.00	\$671.67	\$28.33	95.953%
5201-543-393-0000	Motor Vehicles	\$0.00	\$0.00	\$0.00	\$0.00	\$0.00	\$0.00	0.000%
5201-543-394-0000	Machinery, Equipment & Furniture	\$0.00	\$0.00	\$6,000.00	\$0.00	\$0.00	\$6,000.00	0.000%
5201-543-399-0000	Other - Other Contractual Services	\$0.00	\$0.00	\$2,000.00	\$0.00	\$0.00	\$2,000.00	0.000%
5201-543-410-0000	Office Supplies and Materials	\$0.00	\$0.00	\$500.00	\$0.00	\$0.00	\$500.00	0.000%
5201-543-420-0000	Operating Supplies and Materials	\$0.00	\$0.00	\$1,000.00	\$0.00	\$0.00	\$1,000.00	0.000%
5201-543-432-0000	Repairs and Maintenance of Machinery & Equip	\$0.00	\$0.00	\$3,000.00	\$1,228.72	\$1,271.28	\$500.00	42.376%
5201-543-440-0000	Small Tools and Minor Equipment	\$0.00	\$0.00	\$1,000.00	\$0.00	\$0.00	\$1,000.00	0.000%
5201-543-490-0000	Other - Supplies and Materials	\$0.00	\$0.00	\$100.00	\$0.00	\$0.00	\$100.00	0.000%
5201-543-510-0000	Land and Land Improvements	\$0.00	\$0.00	\$0.00	\$0.00	\$0.00	\$0.00	0.000%
5201-543-540-0000	Machinery, Equipment and Furniture	\$0.00	\$0.00	\$25,000.00	\$0.00	\$0.00	\$25,000.00	0.000%
5201-549-690-0000	Other - Other	\$0.00	\$0.00	\$0.00	\$0.00	\$0.00	\$0.00	0.000%
5201-745-342-0000	Auditing Services	\$0.00	\$0.00	\$3,000.00	\$0.00	\$0.00	\$3,000.00	0.000%
5201-910-910-0000	D Transfers - Out	\$0.00	\$0.00	\$27,720.00	\$0.00	\$16,118.01	\$11,601.99	58.146%
Sewer Operating Fund Total:		\$350.82	\$0.00	\$131,489.98	\$11,486.20	\$43,354.85	\$76,999.75	32.864%

Fund: WPCLF Debt (\$17.16)  
 Pooled Balance: \$0.00  
 Non-Pooled Balance: \$0.00  
 Total Cash Balance: \$0.00

Account Code	Account Name	Reserved for Encumbrance 12/31	Reserved for Encumbrance 12/31 Adjustment	Final Appropriation	Current Reserve for Encumbrance	YTD Expenditures	Unencumbered Balance	YTD % Expenditures
--------------	--------------	--------------------------------	---	---------------------	---------------------------------	------------------	----------------------	--------------------

Report reflects selected information.



**Appropriation Status**

By Fund

As Of 8/6/2019

Account Code	Account Name	Reserved for Encumbrance 12/31	Reserved for Encumbrance 12/31 Adjustment	Final Appropriation	Current Reserve for Encumbrance	YTD Expenditures	Unencumbered Balance	YTD % Expenditures
5721-850-710-0000	Principal	\$0.00	\$0.00	\$0.00	\$0.00	\$0.00	\$0.00	0.0000%
5721-850-720-0000	Interest	\$0.00	\$0.00	\$0.00	\$0.00	\$0.00	\$0.00	0.0000%
	WPCLF Debt (\$17.16) Fund Total:	\$0.00	\$0.00	\$0.00	\$0.00	\$0.00	\$0.00	0.0000%

Fund: OPWC Debt (\$18.34)  
 Pooled Balance: \$2,302.57  
 Non-Pooled Balance: \$0.00  
 Total Cash Balance: \$2,302.57

Account Code	Account Name	Reserved for Encumbrance 12/31	Reserved for Encumbrance 12/31 Adjustment	Final Appropriation	Current Reserve for Encumbrance	YTD Expenditures	Unencumbered Balance	YTD % Expenditures
5722-850-710-0000	Principal	\$0.00	\$0.00	\$27,720.00	\$0.00	\$13,815.44	\$13,904.56	49.8399%
	OPWC Debt (\$18.34) Fund Total:	\$0.00	\$0.00	\$27,720.00	\$0.00	\$13,815.44	\$13,904.56	49.8399%
	Report Total:	\$1,074.92	\$0.00	\$297,849.02	\$22,086.48	\$131,756.64	\$145,080.82	44.0777%

**Cash Summary by Fund**

July 2019

Fund #	Fund Name	Fund Balance 7/1/2019	Fund Balance Adjustments	Revenue (excluding transfers and advances in)	Transfers In	Advances In	Total Fund & Adjustments & Revenue	Expenditures (excluding transfers and advances out)	Transfers Out	Advances Out	Fund Balance 7/31/2019	Non-Pooled Balance	Pooled Balance
1000	General	\$148,684.23	\$0.00	\$7,645.38	\$0.00	\$0.00	\$156,329.61	\$4,701.16	\$17,274.27	\$0.00	\$134,354.18	\$0.00	\$134,354.18
2011	Street Construction, Maint. and Repa	\$1,914.67	\$0.00	\$1,048.82	\$17,274.27	\$0.00	\$20,237.76	\$19,925.64	\$0.00	\$0.00	\$312.12	\$0.00	\$312.12
2021	State Highway	\$11,668.03	\$0.00	\$85.04	\$0.00	\$0.00	\$11,753.07	\$1.27	\$0.00	\$0.00	\$11,751.80	\$0.00	\$11,751.80
2101	Permissive Motor Vehicle License Ta	\$23,665.76	\$0.00	\$203.34	\$0.00	\$0.00	\$23,869.10	\$0.00	\$0.00	\$0.00	\$23,869.10	\$0.00	\$23,869.10
5201	Sewer Operating	\$83,553.01	\$0.00	\$25,004.78	\$0.00	\$0.00	\$108,557.79	\$5,024.01	\$2,302.57	\$0.00	\$101,231.21	\$0.00	\$101,231.21
5721	WPCLF Debt (\$17.16)	\$0.00	\$0.00	\$0.00	\$0.00	\$0.00	\$0.00	\$0.00	\$0.00	\$0.00	\$0.00	\$0.00	\$0.00
5722	OPWC Debt (\$18.34)	\$0.00	\$0.00	\$0.00	\$2,302.57	\$0.00	\$2,302.57	\$0.00	\$0.00	\$0.00	\$2,302.57	\$0.00	\$2,302.57
Report Total:		\$269,485.70	\$0.00	\$33,987.36	\$19,576.84	\$0.00	\$323,049.90	\$29,652.08	\$19,576.84	\$0.00	\$273,820.98	\$0.00	\$273,820.98

**Revenue Status**

UJAN v2019.2

By Fund

As Of 8/6/2019

Fund: 1000 General

Account Code	Account Name	Final Budget	Revenue	Budget Balance	YTD % Received
1000-110-0000	General Property Tax - Real Estate	\$3,900.00	\$3,574.96	\$325.04	91.666%
1000-120-0000	Tangible Personal Property Tax	\$0.00	\$0.00	\$0.00	0.000%
1000-130-0000	Municipal Income Tax	\$45,000.00	\$38,000.97	\$6,999.03	84.447%
1000-211-0000	Local Government Distribution	\$8,696.91	\$7,199.44	\$1,497.47	82.782%
1000-222-0000	Cigarette Tax	\$0.00	\$0.00	\$0.00	0.000%
1000-224-0000	Liquor and Beer Permit Fees	\$400.00	\$0.00	\$400.00	0.000%
1000-231-0000	Property Tax Allocation	\$0.00	\$0.00	\$0.00	0.000%
1000-419-0000	Other - Federal Receipts	\$0.00	\$0.00	\$0.00	0.000%
1000-541-0000	Consumer Rent	\$0.00	\$0.00	\$0.00	0.000%
1000-544-0000	Deposits	\$0.00	\$0.00	\$0.00	0.000%
1000-612-0000	Court Fines	\$0.00	\$0.00	\$0.00	0.000%
1000-623-0000	Zoning	\$0.00	\$35.00	-\$35.00	0.000%
1000-701-0000	Interest	\$0.00	\$0.00	\$0.00	0.000%
1000-891-0000	Other - Miscellaneous Operating	\$0.00	\$301.54	-\$301.54	0.000%
1000-892-0000	Other - Miscellaneous Non-Operating	\$0.00	\$175.00	-\$175.00	0.000%
1000-999-0000	Other - Other Financing Sources	\$0.00	\$0.00	\$0.00	0.000%
Fund 1000 Sub-Total:		\$57,996.91	\$49,286.91	\$8,710.00	84.982%

**Revenue Status**

By Fund  
As Of 8/6/2019

Fund: 2011 Street Construction, Maint. and Repair

Account Code	Account Name	Final Budget	Revenue	Budget Balance	YTD % Received
2011-225-0000	Gasoline Tax (State)	\$10,800.00	\$6,886.36	\$3,913.64	63.763%
2011-226-0000	License Tax - State Levied	\$1,500.00	\$891.41	\$608.59	59.427%
2011-429-0000	Other - State Receipts	\$0.00	\$0.00	\$0.00	0.000%
2011-701-0000	Interest	\$0.00	\$0.00	\$0.00	0.000%
2011-931-0000	Transfers - In	\$23,000.00	\$17,274.27	\$5,725.73	75.106%
2011-999-0000	Other - Other Financing Sources	\$0.00	\$0.00	\$0.00	0.000%
Fund 2011 Sub-Total:		\$35,300.00	\$25,052.04	\$10,247.96	70.969%

Fund: 2021 State Highway

Account Code	Account Name	Final Budget	Revenue	Budget Balance	YTD % Received
2021-225-0000	Gasoline Tax (State)	\$820.00	\$558.36	\$261.64	68.093%
2021-226-0000	License Tax - State Levied	\$150.00	\$72.29	\$77.71	48.193%
2021-701-0000	Interest	\$0.00	\$0.00	\$0.00	0.000%
Fund 2021 Sub-Total:		\$970.00	\$630.65	\$339.35	65.015%

Fund: 2101 Permissive Motor Vehicle License Tax

Account Code	Account Name	Final Budget	Revenue	Budget Balance	YTD % Received
2101-150-0000	License Tax - Local Levied by Council	\$2,100.00	\$1,276.87	\$823.13	60.803%
2101-490-0000	Other - Intergovernmental	\$0.00	\$0.00	\$0.00	0.000%
2101-701-0000	Interest	\$0.00	\$0.00	\$0.00	0.000%
Fund 2101 Sub-Total:		\$2,100.00	\$1,276.87	\$823.13	60.803%

**Revenue Status**

By Fund  
As Of 8/6/2019

Fund: 5201 Sewer Operating

Account Code	Account Name	Final Budget	Revenue	Budget Balance	YTD % Received
5201-541-0000	Consumer Rent	\$130,000.00	\$87,221.31	\$42,778.69	67.093%
5201-891-0000	Other - Miscellaneous Operating	\$0.00	\$0.00	\$0.00	0.000%
5201-892-0000	Other - Miscellaneous Non-Operating	\$0.00	\$1,844.47	-\$1,844.47	0.000%
5201-931-0000	Transfers - In	\$0.00	\$0.00	\$0.00	0.000%
Fund 5201 Sub-Total:		\$130,000.00	\$89,065.78	\$40,934.22	68.512%

Fund: 5721 WPCLF Debt (\$17.16)

Account Code	Account Name	Final Budget	Revenue	Budget Balance	YTD % Received
5721-541-0000	Consumer Rent	\$0.00	\$0.00	\$0.00	0.000%
5721-931-0000	Transfers - In	\$0.00	\$0.00	\$0.00	0.000%
Fund 5721 Sub-Total:		\$0.00	\$0.00	\$0.00	0.000%

Fund: 5722 OPWC Debt (\$18.34)

Account Code	Account Name	Final Budget	Revenue	Budget Balance	YTD % Received
5722-541-0000	Consumer Rent	\$0.00	\$0.00	\$0.00	0.000%
5722-931-0000	Transfers - In	\$27,720.00	\$16,118.01	\$11,601.99	58.146%
Fund 5722 Sub-Total:		\$27,720.00	\$16,118.01	\$11,601.99	58.146%
Report Total:		\$254,086.91	\$181,430.26	\$72,656.65	71.405%

**Payment Listing**

July 2019

Payment Advice #	Post Date	Transaction Date	Type	Vendor / Payee	Amount	Status
78-2019	07/14/2019	07/14/2019	EW	Ohio Public Employees Retirement System	\$1,087.45	C
84-2019	07/03/2019	08/12/2019	CH	Wex Bank	\$199.74	C
85-2019	07/02/2019	08/12/2019	CH	Ohio Bureau of Workers' Compensation	\$34.24	C
86-2019	07/17/2019	08/12/2019	EW	Ohio Department of Taxation	\$124.96	C
87-2019	07/17/2019	08/12/2019	EW	Ohio Treasurer of State	\$153.30	C
10621	07/05/2019	07/05/2019	PR	Ronald L Moore	\$1,559.60	C
10622	07/08/2019	07/08/2019	WH	Internal Revenue Service	\$633.76	C
10623	07/08/2019	07/08/2019	WH	R.I.T.A.	\$161.22	C
10624	07/08/2019	07/08/2019	PR	MICHAEL E DIXON	\$46.49	C
10625	07/08/2019	07/08/2019	PR	JACQUELYN L HAYES	\$103.71	C
10626	07/08/2019	07/08/2019	PR	Rochelle Morgan	\$47.02	C
10627	07/08/2019	07/08/2019	AW	Woodstock Post Master	\$76.00	C
10628	07/08/2019	07/08/2019	AW	Spains Service Center	\$217.79	C
10629	07/08/2019	07/08/2019	AW	Village of North Lewisburg	\$1,876.00	V
10629	07/08/2019	07/08/2019	AW	Village of North Lewisburg	-\$1,876.00	V
10630	07/08/2019	07/08/2019	AW	Village of North Lewisburg	\$1,876.00	C
10631	07/08/2019	07/08/2019	AW	McAuliffe Ace Hardware	\$25.98	C
10632	07/08/2019	07/08/2019	AW	Ronald Moore	\$25.00	C
10633	07/15/2019	07/14/2019	AW	Champaign County Engineer	\$6,219.89	C
10634	07/15/2019	07/14/2019	AW	Asphalt Materials, Inc.	\$11,054.38	C
10635	07/15/2019	07/14/2019	AW	Covalen	\$585.12	C
10636	07/15/2019	07/15/2019	AW	Holt Brothers, LTD	\$1,203.30	O
10637	07/19/2019	07/18/2019	PR	Ronald L Moore	\$1,113.91	C
10638	07/18/2019	07/18/2019	AW	Treasurer of State	\$379.90	V
10638	07/18/2019	07/18/2019	AW	Treasurer of State	-\$379.90	V
10639	07/18/2019	07/18/2019	AW	Treasurer of State	\$379.90	C
10640	07/18/2019	07/18/2019	AW	Woodstock Post Master	\$49.00	C
10641	07/28/2019	07/28/2019	AW	Aqua Systems	\$19.30	O
10642	07/28/2019	07/28/2019	AW	Covalen	\$144.47	O
10643	07/28/2019	07/28/2019	AW	Frontier	\$187.15	O
10644	07/28/2019	07/28/2019	AW	Dayton Power & Light	\$538.79	O
10645	07/30/2019	07/30/2019	AW	Apple Farm Service Inc.	\$155.50	O
10646	07/30/2019	07/30/2019	AW	Jones Ignition Service	\$101.50	O
10647	07/30/2019	07/30/2019	AW	Champaign County Engineer	\$237.50	O
10648	07/31/2019	07/30/2019	PR	BRADLEY G HERRON	\$261.61	O
10649	07/31/2019	07/30/2019	PR	Thomas M. Hallinan	\$486.01	O
Total Payments:					\$29,109.59	
Total Conversion Vouchers:					\$0.00	
Total Less Conversion Vouchers:					\$29,109.59	

Type: AM - Accounting Manual Warrant, AW - Accounting Warrant, IM - Investment Manual Warrant, IW - Investment Warrant, PM - Payroll Manual Warrant, PR - Payroll Warrant, RW - Reduction of Receipt Warrant, SW - Skipped Warrant, WH - Withholding Warrant, WM - Withholding Manual, WS - Special Warrant, CH - Electronic Payment Advice, IL - Investment Loss, EP - Payroll EFT Voucher, CV - Payroll Conversion Voucher, SV - Payroll Special Voucher, EW - Withholding Voucher, POS ADJ - Positive Adjustment, NEG ADJ - Negative Adjustment, POS REAL - Positive Reallocation, NEG REAL - Negative Reallocation

Status: O - Outstanding, C - Cleared, V - Voided, B - Batch

**Payment Listing**

July 2019

\* Asterisked amounts are not included in report totals. These transactions occurred outside the reported date range but are listed for reference.