

Bank Reconciliation

Reconciled Date 7/31/2016

Posted 8/8/2016 12:06:47 PM

Prior UAN Balance:		\$196,866.39
Receipts:	+	\$13,195.87
Payments:	-	\$13,622.60
Adjustments:	+	\$0.00
Current UAN Balance as of 07/31/2016:		\$196,439.66
Other Adjusting Factors:	+	\$0.08
Adjusted UAN Balance as of 07/31/2016:		<u>\$196,439.74</u>
Entered Bank Balances as of 07/31/2016:		\$206,476.48
Deposits in Transit:	+	\$0.00
Outstanding Payments:	-	\$10,036.74
Outstanding Adjustments:	+	\$0.00
Other Adjusting Factors:	+	\$0.00
Adjusted Bank Balances as of 07/31/2016:		<u>\$196,439.74</u>




Balances Reconciled

Reconciliation Notes

Receipts Not In UAN:

\$0.08

Governing Board Signatures

There are no outstanding receipts as of 07/31/2016.

There are no outstanding adjustments as of 07/31/2016.

Bank Balances

Reconciled Date 7/31/2016

Posted 8/8/2016 12:06:47 PM

<u>Type</u>	<u>Name</u>	<u>Number</u>	<u>Prior Bank Balance</u>	<u>Calculated Bank Balance</u>	<u>Entered Bank Balance</u>	<u>Difference</u>
Primary	PRIMARY	1200121159122	\$200,062.65	\$206,476.48	\$206,476.48	\$0.00
Investment	ESCROW	34002537	\$0.00	\$0.00	\$0.00	\$0.00
Total:			<u>\$200,062.65</u>	<u>\$206,476.48</u>	<u>\$206,476.48</u>	<u>\$0.00</u>

Outstanding Payments

Reconciled Date 7/31/2016

Posted 8/8/2016 12:06:47 PM

<u>Account</u>	<u>Type</u>	<u>Payment #</u>	<u>Post Date</u>	<u>Vendor / Payee</u>	<u>Amount</u>
PRIMARY	Warrant	9750	12/23/2015	Alison Boggs	\$24.00
PRIMARY	Warrant	9866	06/13/2016	Jody Riegler	\$35.02
PRIMARY	Warrant	9888	07/11/2016	Jody Riegler	\$35.02
PRIMARY	Warrant	9890	07/13/2016	Internal Revenue Service	\$955.54
PRIMARY	Warrant	9894	07/24/2016	Frontier	\$161.77
PRIMARY	Warrant	9895	07/24/2016	McAuliffe Ace Hardware	\$24.57
PRIMARY	Warrant	9897	07/24/2016	Ronald L Moore	\$612.48
PRIMARY	Warrant	9898	07/24/2016	Ohio Treasurer of State	\$214.98
PRIMARY	Warrant	9899	07/24/2016	R.I.T.A.	\$206.94
PRIMARY	Warrant	9900	07/31/2016	BRADLEY G HERRON	\$261.57
PRIMARY	Warrant	9901	07/31/2016	Thomas M. Hallinan	\$472.63
PRIMARY	Warrant	9903	07/25/2016	Redmond Environmental Inc.	\$4,214.94
PRIMARY	Warrant	9904	07/25/2016	Dayton Power & Light	\$818.56
PRIMARY	Warrant	9905	07/25/2016	Redmond Environmental Inc.	\$122.72
PRIMARY	Warrant	9906	07/26/2016	Village of North Lewisburg	\$1,876.00
					<hr/>
					\$10,036.74

VILLAGE OF WOODSTOCK, CHAMPAIGN COUNTY
Appropriation Status
By Fund
As Of 8/8/2016

Fund: General
Pooled Balance: \$72,558.13
Non-Pooled Balance: \$0.00
Total Cash Balance: \$72,558.13

Account Code	Account Name	Reserved for Encumbrance 12/31	Reserved for Encumbrance 12/31 Adjustment	Final Appropriation	Current Reserve for Encumbrance	YTD Expenditures	Unencumbered Balance	YTD % Expenditures
1000-130-311-0000	Electricity	\$0.00	\$0.00	\$5,000.00	\$1,531.37	\$3,468.63	\$0.00	69.373%
1000-210-344-0000	D Tax Collection Fees	\$0.00	\$0.00	\$1,102.45	\$0.00	\$912.72	\$189.73	82.790%
1000-320-100-0000	D Personal Services	\$120.35	\$0.00	\$3,000.00	\$48.31	\$1,312.04	\$1,760.00	42.048%
1000-320-211-0000	D Ohio Public Employees Retirement System	\$0.00	\$0.00	\$600.00	\$0.00	\$148.96	\$451.04	24.827%
1000-320-213-0000	D Medicare	\$0.00	\$0.00	\$100.00	\$0.00	\$31.10	\$68.90	31.100%
1000-320-225-0000	D Workers' Compensation	\$0.00	\$0.00	\$25.00	\$0.00	\$16.08	\$8.92	64.320%
1000-320-311-0000	Electricity	\$0.00	\$0.00	\$800.00	\$591.00	\$209.00	\$0.00	26.125%
1000-320-353-0000	Liability Insurance Premiums	\$0.00	\$0.00	\$50.00	\$0.00	\$0.00	\$50.00	0.000%
1000-320-420-0000	Operating Supplies and Materials	\$0.00	\$0.00	\$300.00	\$0.00	\$0.00	\$300.00	0.000%
1000-320-431-0000	Repairs and Maintenance of Buildings and Land	\$0.00	\$0.00	\$4,400.00	\$75.80	\$3,324.20	\$1,000.00	75.550%
1000-320-432-0000	Repairs and Maintenance of Machinery & Equip	\$0.00	\$0.00	\$200.00	\$0.00	\$0.00	\$200.00	0.000%
1000-320-440-0000	Small Tools and Minor Equipment	\$0.00	\$0.00	\$0.00	\$0.00	\$0.00	\$0.00	0.000%
1000-320-540-0000	Machinery, Equipment and Furniture	\$0.00	\$0.00	\$0.00	\$0.00	\$0.00	\$0.00	0.000%
1000-390-650-0000	Contributions to Other Organizations	\$0.00	\$0.00	\$250.00	\$0.00	\$0.00	\$250.00	0.000%
1000-410-320-0000	Communications, Printing and Advertising	\$0.00	\$0.00	\$0.00	\$0.00	\$0.00	\$0.00	0.000%
1000-410-349-0000	Other - Professional and Technical Services	\$0.00	\$0.00	\$500.00	\$0.00	\$487.50	\$12.50	97.500%
1000-710-161-0000	D Salary - Mayor	\$76.35	\$0.00	\$1,660.00	\$69.30	\$1,113.69	\$553.36	64.140%
1000-710-211-0000	D Ohio Public Employees Retirement System	\$0.00	\$0.00	\$200.00	\$0.00	\$135.59	\$64.41	67.795%
1000-710-213-0000	D Medicare	\$0.00	\$0.00	\$30.00	\$0.00	\$18.09	\$11.91	60.300%
1000-710-225-0000	D Workers' Compensation	\$0.00	\$0.00	\$400.00	\$0.00	\$19.28	\$10.72	64.267%
1000-710-252-0000	Travel and Transportation	\$0.00	\$0.00	\$200.00	\$0.00	\$0.00	\$200.00	0.000%
1000-710-348-0000	Training Services	\$0.00	\$0.00	\$200.00	\$0.00	\$0.00	\$200.00	0.000%
1000-715-111-0000	D Salaries - Council	\$55.93	\$0.00	\$3,600.00	\$26.98	\$1,758.95	\$1,870.00	48.112%
1000-715-211-0000	D Ohio Public Employees Retirement System	\$0.00	\$0.00	\$250.00	\$0.00	\$74.20	\$175.80	29.680%
1000-715-212-0000	D Social Security	\$0.00	\$0.00	\$250.00	\$0.00	\$94.86	\$155.14	37.944%
1000-715-213-0000	D Medicare	\$0.00	\$0.00	\$63.00	\$0.00	\$31.04	\$31.96	49.270%
1000-715-225-0000	D Workers' Compensation	\$0.00	\$0.00	\$0.00	\$0.00	\$0.00	\$0.00	0.000%
1000-715-252-0000	Travel and Transportation	\$0.00	\$0.00	\$0.00	\$0.00	\$0.00	\$0.00	0.000%
1000-715-348-0000	Training Services	\$0.00	\$0.00	\$0.00	\$0.00	\$0.00	\$0.00	0.000%
1000-715-391-0000	Dues and Fees	\$0.00	\$0.00	\$0.00	\$0.00	\$0.00	\$0.00	0.000%
1000-725-121-0000	D Salary - Clerk/Treasurer	\$186.39	\$0.00	\$6,000.00	\$93.68	\$3,395.17	\$2,697.54	54.881%
1000-725-211-0000	D Ohio Public Employees Retirement System	\$0.00	\$0.00	\$900.00	\$0.00	\$462.35	\$437.65	51.372%
1000-725-212-0000	D Social Security	\$0.00	\$0.00	\$0.00	\$0.00	\$0.00	\$0.00	0.000%
1000-725-213-0000	D Medicare	\$0.00	\$0.00	\$80.00	\$0.00	\$61.56	\$18.44	76.950%
1000-725-225-0000	D Workers' Compensation	\$0.00	\$0.00	\$75.00	\$0.00	\$48.22	\$26.78	64.293%
1000-725-240-0000	D Unemployment Compensation	\$0.00	\$0.00	\$52.37	\$0.00	\$52.37	\$0.00	100.000%
1000-725-252-0000	Travel and Transportation	\$0.00	\$0.00	\$147.63	\$0.00	\$0.00	\$147.63	0.000%
1000-725-320-0000	Communications, Printing and Advertising	\$0.00	\$0.00	\$300.00	\$0.00	\$0.00	\$300.00	0.000%

Report reflects selected information.

Appropriation Status

By Fund
As Of 8/8/2016

Account Code	Account Name	Reserved for Encumbrance 12/31	Reserved for Encumbrance 12/31 Adjustment	Final Appropriation	Current Reserve for Encumbrance	YTD Expenditures	Unencumbered Balance	YTD % Expenditures
1000-725-343-0000	Uniform Accounting Network Fees	\$0.00	\$0.00	\$775.00	\$275.24	\$495.76	\$0.00	64.485%
1000-725-348-0000	Training Services	\$0.00	\$0.00	\$0.00	\$0.00	\$0.00	\$0.00	0.000%
1000-725-354-0000	Fidelity Bond Premiums	\$0.00	\$0.00	\$100.00	\$0.00	\$0.00	\$100.00	0.000%
1000-725-391-0000	Dues and Fees	\$0.00	\$0.00	\$575.00	\$0.00	\$525.00	\$50.00	91.304%
1000-725-410-0000	Office Supplies and Materials	\$0.00	\$0.00	\$700.00	\$4.97	\$695.03	\$0.00	99.290%
1000-730-100-0000	D Personal Services	\$56.39	\$0.00	\$2,000.00	\$45.45	\$1,171.64	\$839.30	56.976%
1000-730-211-0000	D Ohio Public Employees Retirement System	\$0.00	\$0.00	\$600.00	\$0.00	\$126.66	\$473.34	21.110%
1000-730-212-0000	D Social Security	\$0.00	\$0.00	\$0.00	\$0.00	\$0.00	\$0.00	0.000%
1000-730-213-0000	D Medicare	\$0.00	\$0.00	\$60.00	\$0.00	\$20.95	\$39.05	34.917%
1000-730-225-0000	D Workers' Compensation	\$0.00	\$0.00	\$50.00	\$0.00	\$32.15	\$17.85	64.300%
1000-730-252-0000	Travel and Transportation	\$0.00	\$0.00	\$0.00	\$0.00	\$0.00	\$0.00	0.000%
1000-730-311-0000	Electricity	\$0.00	\$0.00	\$2,500.00	\$1,453.54	\$1,046.46	\$0.00	41.858%
1000-730-314-0000	Heating Oil	\$0.00	\$0.00	\$1,800.00	\$1,236.67	\$563.33	\$0.00	31.296%
1000-730-321-0000	Telephone	\$0.00	\$0.00	\$625.00	\$237.02	\$387.98	\$0.00	62.077%
1000-730-329-0000	Other-Communications, Printing & Advertising	\$0.00	\$0.00	\$0.00	\$0.00	\$0.00	\$0.00	0.000%
1000-730-349-0000	Other - Professional and Technical Services	\$0.00	\$0.00	\$964.00	\$0.00	\$964.00	\$0.00	100.000%
1000-730-353-0000	Liability Insurance Premiums	\$0.00	\$0.00	\$200.00	\$0.00	\$172.85	\$27.15	86.425%
1000-730-392-0000	Buildings and Other Structures	\$0.00	\$0.00	\$1,036.00	\$0.00	\$0.00	\$1,036.00	0.000%
1000-730-394-0000	Machinery, Equipment & Furniture	\$0.00	\$0.00	\$0.00	\$0.00	\$0.00	\$0.00	0.000%
1000-730-398-0000	Garbage and Trash Removal	\$0.00	\$0.00	\$1,600.00	\$1,165.00	\$435.00	\$0.00	27.188%
1000-730-420-0000	Operating Supplies and Materials	\$0.00	\$0.00	\$1,000.00	\$12.31	\$547.69	\$440.00	54.769%
1000-730-431-0000	Repairs and Maintenance of Buildings and Land	\$0.00	\$0.00	\$1,500.00	\$0.00	\$0.00	\$1,500.00	0.000%
1000-730-432-0000	Repairs and Maintenance of Machinery & Equip	\$0.00	\$0.00	\$500.00	\$0.00	\$277.50	\$222.50	55.500%
1000-730-440-0000	Small Tools and Minor Equipment	\$0.00	\$0.00	\$0.00	\$0.00	\$0.00	\$0.00	0.000%
1000-730-510-0000	Land and Land Improvements	\$0.00	\$0.00	\$7,000.00	\$0.00	\$6,500.00	\$500.00	92.857%
1000-730-530-0000	Buildings and Other Structures	\$0.00	\$0.00	\$2,500.00	\$0.00	\$0.00	\$2,500.00	0.000%
1000-730-610-0000	D Deposits Refunded	\$0.00	\$0.00	\$200.00	\$0.00	\$0.00	\$200.00	0.000%
1000-740-344-0000	D Tax Collection Fees	\$0.00	\$0.00	\$388.69	\$0.00	\$0.00	\$388.69	0.000%
1000-745-342-0000	Auditing Services	\$0.00	\$0.00	\$0.00	\$0.00	\$0.00	\$0.00	0.000%
1000-750-341-0000	Accounting and Legal Fees	\$0.00	\$0.00	\$500.00	\$0.00	\$0.00	\$500.00	0.000%
1000-755-349-0000	Other - Professional and Technical Services	\$0.00	\$0.00	\$1,500.00	\$480.10	\$19.90	\$1,000.00	1.327%
1000-790-100-0000	D Personal Services	\$0.00	\$0.00	\$0.00	\$0.00	\$0.00	\$0.00	0.000%
1000-790-211-0000	D Ohio Public Employees Retirement System	\$0.00	\$0.00	\$0.00	\$0.00	\$0.00	\$0.00	0.000%
1000-790-213-0000	D Medicare	\$0.00	\$0.00	\$1.45	\$0.00	\$0.00	\$1.45	0.000%
1000-790-225-0000	D Workers' Compensation	\$0.00	\$0.00	\$0.00	\$0.00	\$0.00	\$0.00	0.000%
1000-790-252-0000	Travel and Transportation	\$0.00	\$0.00	\$0.00	\$0.00	\$0.00	\$0.00	0.000%
1000-790-322-0000	Postage	\$0.00	\$0.00	\$213.55	\$12.00	\$200.82	\$0.73	94.039%
1000-790-348-0000	Training Services	\$0.00	\$0.00	\$60.00	\$0.00	\$60.00	\$0.00	100.000%
1000-790-349-0000	Other - Professional and Technical Services	\$0.00	\$0.00	\$0.00	\$0.00	\$0.00	\$0.00	0.000%
1000-790-351-0000	Insurance and Bonding	\$0.00	\$0.00	\$1,000.00	\$0.00	\$364.91	\$635.09	36.491%
1000-790-391-0000	Dues and Fees	\$0.00	\$0.00	\$0.00	\$0.00	\$0.00	\$0.00	0.000%
1000-790-394-0000	Machinery, Equipment & Furniture	\$0.00	\$0.00	\$0.00	\$0.00	\$0.00	\$0.00	0.000%
1000-790-420-0000	Operating Supplies and Materials	\$0.00	\$0.00	\$0.00	\$0.00	\$0.00	\$0.00	0.000%
1000-790-433-0000	Repairs and Maintenance of Motor Vehicles	\$0.00	\$0.00	\$0.00	\$0.00	\$0.00	\$0.00	0.000%

Report reflects selected information.

Appropriation Status

By Fund
As Of 8/8/2016

Account Code	Account Name	Reserved for Encumbrance 12/31	Reserved for Encumbrance 12/31 Adjustment	Final Appropriation	Current Reserve for Encumbrance	YTD Expenditures	Unencumbered Balance	YTD % Expenditures
1000-790-440-0000	Small Tools and Minor Equipment	\$0.00	\$0.00	\$0.00	\$0.00	\$0.00	\$0.00	0.000%
1000-790-490-0000	Other - Supplies and Materials	\$0.00	\$0.00	\$0.00	\$0.00	\$0.00	\$0.00	0.000%
1000-790-610-0000	D Deposits Refunded	\$0.00	\$0.00	\$0.00	\$0.00	\$0.00	\$0.00	0.000%
1000-800-540-0000	Machinery, Equipment and Furniture	\$0.00	\$0.00	\$0.00	\$0.00	\$0.00	\$0.00	0.000%
1000-910-910-0000	D Transfers - Out	\$0.00	\$0.00	\$0.00	\$0.00	\$0.00	\$0.00	0.000%
1000-990-990-0000	D Other - Other Financing Uses	\$0.00	\$0.00	\$0.00	\$0.00	\$0.00	\$0.00	0.000%
General Fund Total:		\$495.41	\$0.00	\$60,577.14	\$7,358.74	\$31,787.23	\$21,926.58	52.048%

Fund: Street Construction, Maint. and Repair
Pooled Balance: \$7,380.72
Non-Pooled Balance: \$0.00
Total Cash Balance: \$7,380.72

Account Code	Account Name	Reserved for Encumbrance 12/31	Reserved for Encumbrance 12/31 Adjustment	Final Appropriation	Current Reserve for Encumbrance	YTD Expenditures	Unencumbered Balance	YTD % Expenditures
2011-620-100-0000	D Personal Services	\$178.49	\$0.00	\$4,500.00	\$79.95	\$3,918.89	\$679.65	83.764%
2011-620-211-0000	D Ohio Public Employees Retirement System	\$0.00	\$0.00	\$630.00	\$0.00	\$504.34	\$125.66	80.054%
2011-620-213-0000	D Medicare	\$0.00	\$0.00	\$150.00	\$0.00	\$74.18	\$75.82	49.453%
2011-620-225-0000	D Workers' Compensation	\$0.00	\$0.00	\$100.00	\$0.00	\$64.29	\$35.71	64.290%
2011-620-252-0000	Travel and Transportation	\$0.00	\$0.00	\$50.00	\$0.00	\$0.00	\$50.00	0.000%
2011-620-321-0000	Telephone	\$0.00	\$0.00	\$625.00	\$236.99	\$388.01	\$0.00	62.082%
2011-620-330-0000	Rents and Leases	\$0.00	\$0.00	\$0.00	\$0.00	\$0.00	\$0.00	0.000%
2011-620-349-0000	Other - Professional and Technical Services	\$0.00	\$0.00	\$0.00	\$0.00	\$0.00	\$0.00	0.000%
2011-620-351-0000	Insurance and Bonding	\$0.00	\$0.00	\$1,000.00	\$0.00	\$825.85	\$174.15	82.585%
2011-620-393-0000	Motor Vehicles	\$0.00	\$0.00	\$0.00	\$0.00	\$0.00	\$0.00	0.000%
2011-620-394-0000	Machinery, Equipment & Furniture	\$0.00	\$0.00	\$0.00	\$0.00	\$0.00	\$0.00	0.000%
2011-620-396-0000	Streets, Highways, Curbs and Sidewalks	\$0.00	\$0.00	\$2,760.00	\$0.00	\$629.56	\$2,130.44	22.810%
2011-620-420-0000	Operating Supplies and Materials	\$0.00	\$0.00	\$2,200.00	\$691.56	\$308.44	\$1,200.00	14.020%
2011-620-432-0000	Repairs and Maintenance of Machinery & Equip	\$0.00	\$0.00	\$4,500.00	\$1,921.71	\$78.29	\$2,500.00	1.740%
2011-620-433-0000	Repairs and Maintenance of Motor Vehicles	\$0.00	\$0.00	\$500.00	\$0.00	\$0.00	\$500.00	0.000%
2011-620-440-0000	Small Tools and Minor Equipment	\$0.00	\$0.00	\$300.00	\$0.00	\$0.00	\$300.00	0.000%
2011-620-540-0000	Machinery, Equipment and Furniture	\$0.00	\$0.00	\$1,650.00	\$0.00	\$1,650.00	\$0.00	100.000%
2011-630-395-0000	Other - Other Contractual Services	\$0.00	\$0.00	\$318.75	\$0.00	\$0.00	\$318.75	0.000%
2011-745-342-0000	Auditing Services	\$0.00	\$0.00	\$0.00	\$0.00	\$0.00	\$0.00	0.000%
2011-800-550-0000	Motor Vehicles	\$0.00	\$0.00	\$0.00	\$0.00	\$0.00	\$0.00	0.000%
Street Construction, Maint. and Repair Fund Total:		\$178.49	\$0.00	\$19,283.75	\$2,930.21	\$8,441.85	\$8,090.18	43.376%

Fund: State Highway
Pooled Balance: \$8,422.24
Non-Pooled Balance: \$0.00
Total Cash Balance: \$8,422.24

Report reflects selected information.

Appropriation Status

By Fund
As Of 8/8/2016

Account Code	Account Name	Reserved for Encumbrance 12/31	Reserved for Encumbrance 12/31 Adjustment	Final Appropriation	Current Reserve for Encumbrance	YTD Expenditures	Unencumbered Balance	YTD % Expenditures
2021-620-100-0000	D Personal Services	\$0.00	\$0.00	\$500.00	\$0.00	\$0.00	\$500.00	0.000%
2021-620-211-0000	D Ohio Public Employees Retirement System	\$0.00	\$0.00	\$100.00	\$0.00	\$0.00	\$100.00	0.000%
2021-620-213-0000	D Medicare	\$0.00	\$0.00	\$20.00	\$0.00	\$0.00	\$20.00	0.000%
2021-620-225-0000	D Workers' Compensation	\$0.00	\$0.00	\$20.00	\$0.00	\$12.86	\$7.14	64.300%
2021-620-490-0000	Other - Supplies and Materials	\$0.00	\$0.00	\$0.00	\$0.00	\$0.00	\$0.00	0.000%
2021-745-342-0000	Auditing Services	\$0.00	\$0.00	\$0.00	\$0.00	\$0.00	\$0.00	0.000%
2021-800-555-0000	Streets, Highways, Sidewalks and Curbs	\$0.00	\$0.00	\$640.00	\$0.00	\$12.86	\$627.14	2.009%
State Highway Fund Total:								

Fund: Permissive Motor Vehicle License Tax
 Pooled Balance: \$16,067.18
 Non-Pooled Balance: \$0.00
 Total Cash Balance: \$16,067.18

Account Code	Account Name	Reserved for Encumbrance 12/31	Reserved for Encumbrance 12/31 Adjustment	Final Appropriation	Current Reserve for Encumbrance	YTD Expenditures	Unencumbered Balance	YTD % Expenditures
2101-620-396-0000	Streets, Highways, Curbs and Sidewalks	\$0.00	\$0.00	\$3,000.00	\$0.00	\$0.00	\$3,000.00	0.000%
2101-745-342-0000	Auditing Services	\$0.00	\$0.00	\$0.00	\$0.00	\$0.00	\$0.00	0.000%
2101-800-555-0000	Streets, Highways, Sidewalks and Curbs	\$0.00	\$0.00	\$0.00	\$0.00	\$0.00	\$0.00	0.000%
Permissive Motor Vehicle License Tax Fund Total:								

Fund: Sewer Operating
 Pooled Balance: \$76,634.07
 Non-Pooled Balance: \$0.00
 Total Cash Balance: \$76,634.07

Account Code	Account Name	Reserved for Encumbrance 12/31	Reserved for Encumbrance 12/31 Adjustment	Final Appropriation	Current Reserve for Encumbrance	YTD Expenditures	Unencumbered Balance	YTD % Expenditures
5201-541-131-0000	D Salary - Administrator	\$27.67	\$0.00	\$2,000.00	\$19.21	\$1,058.46	\$950.00	52.201%
5201-541-211-0000	D Ohio Public Employees Retirement System	\$0.00	\$0.00	\$250.00	\$0.00	\$147.00	\$103.00	58.800%
5201-541-213-0000	D Medicare	\$0.00	\$0.00	\$50.00	\$0.00	\$19.62	\$30.38	39.240%
5201-541-225-0000	D Workers' Compensation	\$0.00	\$0.00	\$25.00	\$0.00	\$16.08	\$8.92	64.320%
5201-542-121-0000	D Salary - Clerk/Treasurer	\$46.59	\$0.00	\$2,200.00	\$23.42	\$848.82	\$1,374.35	37.783%
5201-542-211-0000	D Ohio Public Employees Retirement System	\$0.00	\$0.00	\$400.00	\$0.00	\$115.57	\$284.43	28.893%
5201-542-213-0000	D Medicare	\$0.00	\$0.00	\$50.00	\$0.00	\$15.39	\$34.61	30.780%
5201-542-225-0000	D Workers' Compensation	\$0.00	\$0.00	\$25.00	\$0.00	\$16.08	\$8.92	64.320%
5201-542-252-0000	Travel and Transportation	\$0.00	\$0.00	\$400.00	\$0.00	\$0.00	\$400.00	0.000%
5201-542-321-0000	Telephone	\$0.00	\$0.00	\$625.00	\$236.97	\$388.03	\$0.00	62.085%
5201-542-322-0000	Postage	\$0.00	\$0.00	\$600.00	\$318.00	\$282.00	\$0.00	47.000%
5201-542-341-0000	Accounting and Legal Fees	\$0.00	\$0.00	\$500.00	\$0.00	\$0.00	\$500.00	0.000%
5201-542-342-0000	Auditing Services	\$0.00	\$0.00	\$0.00	\$0.00	\$0.00	\$0.00	0.000%

Report reflects selected information.

VILLAGE OF WOODSTOCK, CHAMPAIGN COUNTY
Appropriation Status
 By Fund

8/8/2016 3:00:27 PM
 UAN v2016.2

As Of 8/8/2016

Account Code	Account Name	Reserved for Encumbrance 12/31	Reserved for Encumbrance 12/31 Adjustment	Final Appropriation	Current Reserve for Encumbrance	YTD Expenditures	Unencumbered Balance	YTD % Expenditures
5201-542-343-0000	Uniform Accounting Network Fees	\$0.00	\$0.00	\$900.00	\$307.76	\$592.24	\$0.00	65.804%
5201-542-344-0000	D Tax Collection Fees	\$0.00	\$0.00	\$1,700.00	\$0.00	\$0.00	\$1,700.00	0.000%
5201-542-410-0000	Office Supplies and Materials	\$0.00	\$0.00	\$1,100.00	\$516.03	\$63.97	\$500.00	7.634%
5201-542-590-0000	Other - Capital Outlay	\$0.00	\$0.00	\$0.00	\$0.00	\$0.00	\$0.00	0.000%
5201-542-690-0000	Other - Other	\$0.00	\$0.00	\$0.00	\$0.00	\$0.00	\$0.00	0.000%
5201-543-100-0000	D Personal Services	\$424.98	\$0.00	\$22,855.00	\$231.91	\$11,826.95	\$11,221.12	50.803%
5201-543-211-0000	D Ohio Public Employees Retirement System	\$0.00	\$0.00	\$1,900.00	\$0.00	\$1,596.35	\$303.65	84.018%
5201-543-213-0000	D Medicare	\$0.00	\$0.00	\$250.00	\$0.00	\$186.38	\$51.62	79.352%
5201-543-225-0000	D Workers' Compensation	\$0.00	\$0.00	\$200.00	\$0.00	\$122.41	\$77.59	61.205%
5201-543-252-0000	Travel and Transportation	\$0.00	\$0.00	\$0.00	\$0.00	\$0.00	\$0.00	0.000%
5201-543-311-0000	Electricity	\$0.00	\$0.00	\$2,300.00	\$1,620.43	\$679.57	\$0.00	29.547%
5201-543-312-0000	Water and Sewage	\$0.00	\$0.00	\$22,512.00	\$7,504.00	\$15,008.00	\$0.00	66.667%
5201-543-314-0000	Heating Oil	\$0.00	\$0.00	\$200.00	\$0.00	\$0.00	\$200.00	0.000%
5201-543-321-0000	Telephone	\$0.00	\$0.00	\$300.00	\$100.00	\$200.00	\$0.00	66.667%
5201-543-330-0000	Rents and Leases	\$0.00	\$0.00	\$0.00	\$0.00	\$0.00	\$0.00	0.000%
5201-543-349-0000	Other - Professional and Technical Services	\$0.00	\$0.00	\$2,000.00	\$0.00	\$0.00	\$2,000.00	0.000%
5201-543-351-0000	Insurance and Bonding	\$0.00	\$0.00	\$600.00	\$0.00	\$556.96	\$43.04	92.827%
5201-543-393-0000	Motor Vehicles	\$0.00	\$0.00	\$0.00	\$0.00	\$0.00	\$0.00	0.000%
5201-543-394-0000	Machinery, Equipment & Furniture	\$0.00	\$0.00	\$2,000.00	\$0.00	\$0.00	\$2,000.00	0.000%
5201-543-399-0000	Other - Other Contractual Services	\$0.00	\$0.00	\$1,500.00	\$0.00	\$665.00	\$835.00	44.333%
5201-543-410-0000	Office Supplies and Materials	\$0.00	\$0.00	\$500.00	\$0.00	\$0.00	\$500.00	0.000%
5201-543-420-0000	Operating Supplies and Materials	\$0.00	\$0.00	\$1,000.00	\$0.00	\$0.00	\$1,000.00	0.000%
5201-543-432-0000	Repairs and Maintenance of Machinery & Equip	\$0.00	\$0.00	\$9,000.00	\$1,190.32	\$5,524.62	\$2,285.06	61.385%
5201-543-440-0000	Small Tools and Minor Equipment	\$0.00	\$0.00	\$1,000.00	\$0.00	\$0.00	\$1,000.00	0.000%
5201-543-490-0000	Other - Supplies and Materials	\$0.00	\$0.00	\$100.00	\$0.00	\$0.00	\$100.00	0.000%
5201-543-510-0000	Land and Land Improvements	\$0.00	\$0.00	\$0.00	\$0.00	\$0.00	\$0.00	0.000%
5201-543-540-0000	Machinery, Equipment and Furniture	\$0.00	\$0.00	\$0.00	\$0.00	\$0.00	\$0.00	0.000%
5201-549-690-0000	Other - Other	\$0.00	\$0.00	\$0.00	\$0.00	\$0.00	\$0.00	0.000%
5201-745-342-0000	Auditing Services	\$0.00	\$0.00	\$0.00	\$0.00	\$0.00	\$0.00	0.000%
5201-910-910-0000	D Transfers - Out	\$0.00	\$0.00	\$55,320.00	\$0.00	\$32,270.00	\$23,050.00	58.333%
Sewer Operating Fund Total:		\$499.24	\$0.00	\$134,362.00	\$12,068.05	\$72,231.50	\$50,561.69	53.560%

Fund: WPCLF Debt (\$17.16)
 Pooled Balance: \$7,412.85
 Non-Pooled Balance: \$0.00
 Total Cash Balance: \$7,412.85

Account Code	Account Name	Reserved for Encumbrance 12/31	Reserved for Encumbrance 12/31 Adjustment	Final Appropriation	Current Reserve for Encumbrance	YTD Expenditures	Unencumbered Balance	YTD % Expenditures
5721-850-710-0000	Principal	\$0.00	\$0.00	\$21,700.00	\$0.00	\$12,159.90	\$9,540.10	56.036%
5721-850-720-0000	Interest	\$0.00	\$0.00	\$6,000.00	\$0.00	\$655.40	\$5,344.60	10.923%
WPCLF Debt (\$17.16) Fund Total:		\$0.00	\$0.00	\$27,700.00	\$0.00	\$12,815.30	\$14,884.70	46.265%

Report reflects selected information.

VILLAGE OF WOODSTOCK, CHAMPAIGN COUNTY
Appropriation Status

8/8/2016 3:00:27 PM
 UAN v2016.2

By Fund
 As Of 8/8/2016

Fund: OPWC Debt (\$18.34)
 Pooled Balance: \$3,168.40
 Non-Pooled Balance: \$0.00
 Total Cash Balance: \$3,168.40

Account Code	Account Name	Reserved for Encumbrance 12/31	Reserved for Encumbrance 12/31 Adjustment	Final Appropriation	Current Reserve for Encumbrance	YTD Expenditures	Unencumbered Balance	YTD % Expenditures
5722-850-710-0000	Principal	\$0.00	\$0.00	\$27,700.00	\$0.00	\$13,815.44	\$13,884.56	49.875%
	OPWC Debt (\$18.34) Fund Total:	\$0.00	\$0.00	\$27,700.00	\$0.00	\$13,815.44	\$13,884.56	49.875%
	Report Total:	\$1,173.14	\$0.00	\$273,252.89	\$22,357.00	\$139,104.18	\$112,974.85	50.687%

Cash Summary by Fund

July 2016

Fund #	Fund Name	Fund Balance 7/1/2016	Fund Balance Adjustments	Revenue (excluding transfers and advances in)	Transfers In	Advances In	Total Fund & Adjustments & Revenue	Expenditures (excluding transfers and advances out)	Transfers Out	Advances Out	Fund Balance 7/31/2016	Non-Pooled Balance	Pooled Balance
1000	General	\$73,110.37	\$0.00	\$5,026.70	\$0.00	\$0.00	\$78,137.07	\$3,299.07	\$0.00	\$0.00	\$74,838.00	\$0.00	\$74,838.00
2011	Street Construction, Maint. and Repa	\$7,374.60	\$0.00	\$878.63	\$0.00	\$0.00	\$8,253.23	\$658.48	\$0.00	\$0.00	\$7,594.75	\$0.00	\$7,594.75
2021	State Highway	\$8,351.00	\$0.00	\$71.24	\$0.00	\$0.00	\$8,422.24	\$0.00	\$0.00	\$0.00	\$8,422.24	\$0.00	\$8,422.24
2101	Permissive Motor Vehicle License Te	\$15,891.92	\$0.00	\$175.26	\$0.00	\$0.00	\$16,067.18	\$0.00	\$0.00	\$0.00	\$16,067.18	\$0.00	\$16,067.18
5201	Sewer Operating	\$86,167.25	\$0.00	\$7,136.83	\$0.00	\$0.00	\$93,304.08	\$9,757.84	\$4,610.00	\$0.00	\$78,936.24	\$0.00	\$78,936.24
5721	WPCLF Debt (\$17.16)	\$5,112.85	\$0.00	\$0.00	\$2,300.00	\$0.00	\$7,412.85	\$0.00	\$0.00	\$0.00	\$7,412.85	\$0.00	\$7,412.85
5722	OPWC Debt (\$18.34)	\$858.40	\$0.00	\$0.00	\$2,310.00	\$0.00	\$3,168.40	\$0.00	\$0.00	\$0.00	\$3,168.40	\$0.00	\$3,168.40
Report Total:		\$196,866.39	\$0.00	\$13,288.66	\$4,610.00	\$0.00	\$214,765.05	\$13,715.39	\$4,610.00	\$0.00	\$196,439.66	\$0.00	\$196,439.66

Revenue Status

By Fund
As Of 8/8/2016

Fund: 1000 General

Account Code	Account Name	Final Budget	Revenue	Budget Balance	YTD % Received
1000-110-0000	General Property Tax - Real Estate	\$3,500.00	\$1,737.68	\$1,762.32	49.648%
1000-120-0000	Tangible Personal Property Tax	\$0.00	\$0.00	\$0.00	0.000%
1000-130-0000	Municipal Income Tax	\$40,000.00	\$31,556.08	\$8,443.92	78.890%
1000-211-0000	Local Government Distribution	\$8,300.00	\$5,876.98	\$2,423.02	70.807%
1000-222-0000	Cigarette Tax	\$0.00	\$0.00	\$0.00	0.000%
1000-224-0000	Liquor and Beer Permit Fees	\$900.00	\$0.00	\$900.00	0.000%
1000-231-0000	Property Tax Allocation	\$0.00	\$0.00	\$0.00	0.000%
1000-419-0000	Other - Federal Receipts	\$0.00	\$0.00	\$0.00	0.000%
1000-541-0000	Consumer Rent	\$0.00	\$0.00	\$0.00	0.000%
1000-544-0000	Deposits	\$0.00	\$0.00	\$0.00	0.000%
1000-612-0000	Court Fines	\$0.00	\$0.00	\$0.00	0.000%
1000-623-0000	Zoning	\$0.00	\$0.00	\$0.00	0.000%
1000-701-0000	Interest	\$0.00	\$0.00	\$0.00	0.000%
1000-891-0000	Other - Miscellaneous Operating	\$200.00	\$100.00	\$100.00	50.000%
1000-892-0000	Other - Miscellaneous Non-Operating	\$0.00	\$0.00	\$0.00	0.000%
1000-999-0000	Other - Other Financing Sources	\$0.00	\$0.00	\$0.00	0.000%
Fund 1000 Sub-Total:		\$52,900.00	\$39,270.74	\$13,629.26	74.236%

Revenue Status

By Fund
As Of 8/8/2016

Fund: 2011 Street Construction, Maint. and Repair

Account Code	Account Name	Final Budget	Revenue	Budget Balance	YTD % Received
2011-225-0000	Gasoline Tax (State)	\$10,000.00	\$5,147.54	\$4,852.46	51.475%
2011-226-0000	License Tax - State Levied	\$1,500.00	\$593.85	\$906.15	39.590%
2011-429-0000	Other - State Receipts	\$0.00	\$0.00	\$0.00	0.000%
2011-701-0000	Interest	\$0.00	\$0.00	\$0.00	0.000%
2011-931-0000	Transfers - In	\$0.00	\$0.00	\$0.00	0.000%
2011-999-0000	Other - Other Financing Sources	\$0.00	\$0.00	\$0.00	0.000%
Fund 2011 Sub-Total:		\$11,500.00	\$5,741.39	\$5,758.61	49.925%

Fund: 2021 State Highway

Account Code	Account Name	Final Budget	Revenue	Budget Balance	YTD % Received
2021-225-0000	Gasoline Tax (State)	\$800.00	\$995.87	-\$195.87	124.484%
2021-226-0000	License Tax - State Levied	\$100.00	\$217.55	-\$117.55	217.550%
2021-701-0000	Interest	\$0.00	\$0.00	\$0.00	0.000%
Fund 2021 Sub-Total:		\$900.00	\$1,213.42	-\$313.42	134.824%

Fund: 2101 Permissive Motor Vehicle License Tax

Account Code	Account Name	Final Budget	Revenue	Budget Balance	YTD % Received
2101-150-0000	License Tax - Local Levied by Council	\$1,300.00	\$1,101.72	\$198.28	84.748%
2101-490-0000	Other - Intergovernmental	\$0.00	\$0.00	\$0.00	0.000%
2101-701-0000	Interest	\$0.00	\$0.00	\$0.00	0.000%
Fund 2101 Sub-Total:		\$1,300.00	\$1,101.72	\$198.28	84.748%

Revenue Status

By Fund
As Of 8/8/2016

Fund: 5201 Sewer Operating

Account Code	Account Name	Final Budget	Revenue	Budget Balance	YTD % Received
5201-541-0000	Consumer Rent	\$125,000.00	\$71,642.74	\$53,357.26	57.314%
5201-891-0000	Other - Miscellaneous Operating	\$0.00	\$0.00	\$0.00	0.000%
5201-892-0000	Other - Miscellaneous Non-Operating	\$0.00	\$0.00	\$0.00	0.000%
5201-931-0000	Transfers - In	\$0.00	\$0.00	\$0.00	0.000%
Fund 5201 Sub-Total:		\$125,000.00	\$71,642.74	\$53,357.26	57.314%

Fund: 5721 WPCLF Debt (\$17.16)

Account Code	Account Name	Final Budget	Revenue	Budget Balance	YTD % Received
5721-541-0000	Consumer Rent	\$0.00	\$0.00	\$0.00	0.000%
5721-931-0000	Transfers - In	\$27,700.00	\$16,100.00	\$11,600.00	58.123%
Fund 5721 Sub-Total:		\$27,700.00	\$16,100.00	\$11,600.00	58.123%

Fund: 5722 OPWC Debt (\$18.34)

Account Code	Account Name	Final Budget	Revenue	Budget Balance	YTD % Received
5722-541-0000	Consumer Rent	\$0.00	\$0.00	\$0.00	0.000%
5722-931-0000	Transfers - In	\$27,700.00	\$16,170.00	\$11,530.00	58.375%
Fund 5722 Sub-Total:		\$27,700.00	\$16,170.00	\$11,530.00	58.375%
Report Total:		\$247,000.00	\$151,240.01	\$95,759.99	61.231%

Payment Listing

July 2016

Payment Advice #	Post Date	Transaction Date	Type	Vendor / Payee	Amount	Status
69-2016	07/24/2016	07/24/2016	EW	Ohio Public Employees Retirement System	\$786.97	C
71-2016	07/25/2016	07/24/2016	EW	Ohio Department of Taxation	\$155.10	C
9886	07/11/2016	07/11/2016	PR	MICHAEL E DIXON	\$46.49	C
9887	07/11/2016	07/11/2016	PR	JACQUELYN L HAYES	\$103.68	C
9888	07/11/2016	07/11/2016	PR	Jody Riegler	\$35.02	O
9889	07/11/2016	07/11/2016	PR	Ronald L Moore	\$760.64	C
9890	07/13/2016	07/13/2016	WH	Internal Revenue Service	\$955.54	O
9891	07/13/2016	07/13/2016	AW	A&J Container Service	\$425.00	C
9892	07/13/2016	07/13/2016	AW	Motion Industries, Inc.	\$414.64	C
9893	07/13/2016	07/13/2016	AW	Wex Bank	\$39.36	C
9894	07/24/2016	07/24/2016	AW	Frontier	\$161.77	O
9895	07/24/2016	07/24/2016	AW	McAuliffe Ace Hardware	\$24.57	O
9896	07/24/2016	07/24/2016	AW	Woodstock Post Master	\$160.60	C
9897	07/24/2016	07/24/2016	PR	Ronald L Moore	\$612.48	O
9898	07/24/2016	07/24/2016	WH	Ohio Treasurer of State	\$214.98	O
9899	07/24/2016	07/24/2016	WH	R.I.T.A.	\$206.94	O
9900	07/31/2016	07/25/2016	PR	BRADLEY G HERRON	\$261.57	O
9901	07/31/2016	07/25/2016	PR	Thomas M. Hallinan	\$472.63	O
9902	07/25/2016	07/25/2016	AW	Covalen	\$752.40	C
9903	07/25/2016	07/25/2016	AW	Redmond Environmental Inc.	\$4,214.94	O
9904	07/25/2016	07/25/2016	AW	Dayton Power & Light	\$818.56	O
9905	07/25/2016	07/25/2016	AW	Redmond Environmental Inc.	\$122.72	O
9906	07/26/2016	07/26/2016	AW	Village of North Lewisburg	\$1,876.00	O
Total Payments:					\$13,622.60	
Total Conversion Vouchers:					\$0.00	
Total Less Conversion Vouchers:					\$13,622.60	

Type: AM - Accounting Manual Warrant, AW - Accounting Warrant, IM - Investment Manual Warrant, IW - Investment Warrant, PM - Payroll Manual Warrant, PR - Payroll Warrant, RW - Reduction of Receipt Warrant, SW - Skipped Warrant, WH - Withholding Warrant, WM - Withholding Manual, WS - Special Warrant, CH - Electronic Payment Advice, IL - Investment Loss, EP - Payroll EFT Voucher, CV - Payroll Conversion Voucher, SV - Payroll Special Voucher, EW - Withholding Voucher, POS ADJ - Positive Adjustment, NEG ADJ - Negative Adjustment, POS REAL - Positive Reallocation, NEG REAL - Negative Reallocation

Status: O - Outstanding, C - Cleared, V - Voided, B - Batch

* Asterisked amounts are not included in report totals. These transactions occurred outside the reported date range but are listed for reference.