

Bank Reconciliation

Reconciled Date 2/29/2020

Posted 3/6/2020 8:33:47 PM

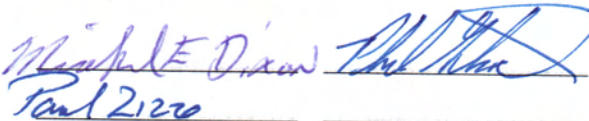



Prior UAN Balance:		\$260,656.94
Receipts:	+	\$18,294.39
Payments:	-	\$6,484.83
Adjustments:	+	\$0.00
Current UAN Balance as of 02/29/2020:		\$272,466.50
Other Adjusting Factors:	+	\$0.08
Adjusted UAN Balance as of 02/29/2020:		<u>\$272,466.58</u>
Entered Bank Balances as of 02/29/2020:		\$276,632.10
Deposits in Transit:	+	\$0.00
Outstanding Payments:	-	\$4,165.52
Outstanding Adjustments:	+	\$0.00
Other Adjusting Factors:	+	\$0.00
Adjusted Bank Balances as of 02/29/2020:		<u>\$272,466.58</u>

Balances Reconciled

Reconciliation Notes

Receipts Not In UAN: \$0.08

Governing Board Signatures

There are no outstanding receipts as of 02/29/2020.

There are no outstanding adjustments as of 02/29/2020.

Bank Balances

Reconciled Date 2/29/2020

Posted 3/6/2020 8:33:47 PM

Type	Name	Number	Prior Bank Balance	Calculated Bank Balance	Entered Bank Balance	Difference
Primary	PRIMARY		\$268,312.23	\$276,632.10	\$276,632.10	\$0.00
Investment	ESCROW		\$0.00	\$0.00	\$0.00	\$0.00
Total:			<u>\$268,312.23</u>	<u>\$276,632.10</u>	<u>\$276,632.10</u>	<u>\$0.00</u>

Outstanding Payments

Reconciled Date 2/29/2020

Posted 3/6/2020 8:33:47 PM

<u>Account</u>	<u>Type</u>	<u>Payment #</u>	<u>Post Date</u>	<u>Vendor / Payee</u>	<u>Amount</u>
PRIMARY	Warrant	10791	02/10/2020	Village of North Lewisburg	\$1,876.00
PRIMARY	Warrant	10795	02/29/2020	BRADLEY G HERRON	\$261.65
PRIMARY	Warrant	10796	02/29/2020	Thomas M. Hallinan	\$485.06
PRIMARY	Warrant	10797	02/24/2020	Dayton Power & Light	\$475.31
PRIMARY	Warrant	10798	02/24/2020	Frontier	\$177.24
PRIMARY	Warrant	10799	02/24/2020	Covalen	\$78.50
PRIMARY	Warrant	10800	02/26/2020	Woodstock Post Master	\$49.00
PRIMARY	Warrant	10801	02/28/2020	Ronald L Moore	\$737.76
PRIMARY	Warrant	10802	02/27/2020	Ronald Moore	\$25.00
					<hr/>
					\$4,165.52

Appropriation Status

By Fund

As Of 2/29/2020

Fund: General \$107,256.82
 Pooled Balance: \$0.00
 Non-Pooled Balance:
 Total Cash Balance: \$107,256.82

Account Code	Account Name	Reserved for Encumbrance 12/31	Reserved for Encumbrance 12/31 Adjustment	Final Appropriation	Current Reserve for Encumbrance	YTD Expenditures	Unencumbered Balance	YTD % Expenditures
1000-130-311-0000	Electricity	\$0.00	\$0.00	\$3,000.00	\$2,599.51	\$400.49	\$0.00	13.350%
1000-210-344-0000	D Tax Collection Fees	\$0.00	\$0.00	\$3,400.00	\$0.00	\$175.54	\$3,224.46	5.163%
1000-320-100-0000	D Personal Services	\$22.48	\$0.00	\$3,400.00	\$0.00	\$22.48	\$3,400.00	0.657%
1000-320-211-0000	D Ohio Public Employees Retirement System	\$0.00	\$0.00	\$480.00	\$0.00	\$0.00	\$480.00	0.000%
1000-320-213-0000	D Medicare	\$0.00	\$0.00	\$100.00	\$0.00	\$3.19	\$96.81	3.190%
1000-320-225-0000	D Workers' Compensation	\$0.00	\$0.00	\$30.00	\$0.00	\$3.38	\$26.62	11.267%
1000-320-311-0000	Electricity	\$0.00	\$0.00	\$600.00	\$531.32	\$68.68	\$0.00	11.447%
1000-320-353-0000	Liability Insurance Premiums	\$0.00	\$0.00	\$300.00	\$0.00	\$0.00	\$300.00	0.000%
1000-320-420-0000	Operating Supplies and Materials	\$0.00	\$0.00	\$300.00	\$0.00	\$0.00	\$300.00	0.000%
1000-320-431-0000	Repairs and Maintenance of Buildings and Land	\$0.00	\$0.00	\$3,500.00	\$0.00	\$0.00	\$3,500.00	0.000%
1000-320-432-0000	Repairs and Maintenance of Machinery & Equip	\$0.00	\$0.00	\$0.00	\$0.00	\$0.00	\$0.00	0.000%
1000-320-440-0000	Small Tools and Minor Equipment	\$0.00	\$0.00	\$0.00	\$0.00	\$0.00	\$0.00	0.000%
1000-320-540-0000	Machinery, Equipment and Furniture	\$0.00	\$0.00	\$0.00	\$0.00	\$0.00	\$0.00	0.000%
1000-390-650-0000	Contributions to Other Organizations	\$0.00	\$0.00	\$250.00	\$0.00	\$0.00	\$250.00	0.000%
1000-410-320-0000	Communications, Printing and Advertising	\$0.00	\$0.00	\$0.00	\$0.00	\$0.00	\$0.00	0.000%
1000-410-349-0000	Other - Professional and Technical Services	\$0.00	\$0.00	\$0.00	\$0.00	\$0.00	\$0.00	0.000%
1000-710-161-0000	D Salary - Mayor	\$76.20	\$0.00	\$0.00	\$89.00	\$937.20	\$1,650.00	35.020%
1000-710-211-0000	D Ohio Public Employees Retirement System	\$0.00	\$0.00	\$2,600.00	\$0.00	\$43.87	\$316.13	12.186%
1000-710-213-0000	D Medicare	\$0.00	\$0.00	\$50.00	\$0.00	\$6.03	\$43.97	12.060%
1000-710-225-0000	D Workers' Compensation	\$0.00	\$0.00	\$30.00	\$0.00	\$4.07	\$25.93	13.567%
1000-710-252-0000	Travel and Transportation	\$0.00	\$0.00	\$380.00	\$0.00	\$0.00	\$380.00	0.000%
1000-710-348-0000	Training Services	\$0.00	\$0.00	\$200.00	\$0.00	\$0.00	\$200.00	0.000%
1000-715-111-0000	D Salaries - Council	\$77.56	\$0.00	\$4,200.00	\$11.52	\$176.04	\$4,090.00	4.115%
1000-715-211-0000	D Ohio Public Employees Retirement System	\$0.00	\$0.00	\$300.00	\$0.00	\$15.40	\$284.60	5.133%
1000-715-212-0000	D Social Security	\$0.00	\$0.00	\$300.00	\$0.00	\$40.92	\$259.08	13.640%
1000-715-213-0000	D Medicare	\$0.00	\$0.00	\$100.00	\$0.00	\$12.76	\$87.24	12.760%
1000-715-225-0000	D Workers' Compensation	\$0.00	\$0.00	\$0.00	\$0.00	\$0.00	\$0.00	0.000%
1000-715-252-0000	Travel and Transportation	\$0.00	\$0.00	\$0.00	\$0.00	\$0.00	\$0.00	0.000%
1000-715-348-0000	Training Services	\$0.00	\$0.00	\$150.00	\$0.00	\$0.00	\$150.00	0.000%
1000-715-391-0000	Dues and Fees	\$0.00	\$0.00	\$0.00	\$0.00	\$0.00	\$0.00	0.000%
1000-725-121-0000	D Salary - Clerk/Treasurer	\$154.58	\$0.00	\$6,750.00	\$120.30	\$977.84	\$5,806.44	14.162%
1000-725-211-0000	D Ohio Public Employees Retirement System	\$0.00	\$0.00	\$950.00	\$0.00	\$132.10	\$817.90	13.905%
1000-725-212-0000	D Social Security	\$0.00	\$0.00	\$0.00	\$0.00	\$0.00	\$0.00	0.000%
1000-725-213-0000	D Medicare	\$0.00	\$0.00	\$85.00	\$0.00	\$20.52	\$64.48	24.141%
1000-725-225-0000	D Workers' Compensation	\$0.00	\$0.00	\$65.00	\$0.00	\$10.15	\$54.85	15.615%
1000-725-240-0000	D Unemployment Compensation	\$0.00	\$0.00	\$110.00	\$0.00	\$0.00	\$110.00	0.000%
1000-725-252-0000	Travel and Transportation	\$0.00	\$0.00	\$60.00	\$0.00	\$0.00	\$60.00	0.000%
1000-725-320-0000	Communications, Printing and Advertising	\$0.00	\$0.00	\$200.00	\$0.00	\$0.00	\$200.00	0.000%

Report reflects selected information.

Appropriation Status

By Fund

As Of 2/29/2020

Account Code	Account Name	Reserved for Encumbrance 12/31	Reserved for Encumbrance 12/31 Adjustment	Final Appropriation	Current Reserve for Encumbrance	YTD Expenditures	Unencumbered Balance	YTD % Expenditures
1000-725-343-0000	Uniform Accounting Network Fees	\$0.00	\$0.00	\$900.00	\$0.00	\$0.00	\$900.00	0.000%
1000-725-348-0000	Training Services	\$0.00	\$0.00	\$15.00	\$0.00	\$0.00	\$15.00	0.000%
1000-725-354-0000	Fidelity Bond Premiums	\$0.00	\$0.00	\$110.00	\$0.00	\$0.00	\$110.00	0.000%
1000-725-391-0000	Dues and Fees	\$0.00	\$0.00	\$235.00	\$0.00	\$235.00	\$0.00	100.000%
1000-725-410-0000	Office Supplies and Materials	\$0.00	\$0.00	\$0.00	\$0.00	\$0.00	\$0.00	0.000%
1000-730-100-0000	D Personal Services	\$114.38	\$0.00	\$5,000.00	\$165.59	\$1,716.79	\$3,232.00	33.568%
1000-730-211-0000	D Ohio Public Employees Retirement System	\$0.00	\$0.00	\$700.00	\$0.00	\$222.88	\$477.12	31.840%
1000-730-212-0000	D Social Security	\$0.00	\$0.00	\$0.00	\$0.00	\$0.00	\$0.00	0.000%
1000-730-213-0000	D Medicare	\$0.00	\$0.00	\$0.00	\$0.00	\$0.00	\$0.00	0.000%
1000-730-225-0000	D Workers' Compensation	\$0.00	\$0.00	\$90.00	\$0.00	\$12.59	\$77.41	13.989%
1000-730-252-0000	Travel and Transportation	\$0.00	\$0.00	\$45.00	\$0.00	\$6.77	\$38.23	15.044%
1000-730-311-0000	Electricity	\$0.00	\$0.00	\$0.00	\$0.00	\$0.00	\$0.00	0.000%
1000-730-314-0000	Heating Oil	\$0.00	\$0.00	\$2,500.00	\$2,249.68	\$250.32	\$0.00	10.013%
1000-730-321-0000	Telephone	\$0.00	\$0.00	\$1,200.00	\$0.00	\$0.00	\$1,200.00	0.000%
1000-730-329-0000	Other-Communications, Printing & Advertising	\$0.00	\$0.00	\$700.00	\$580.93	\$119.07	\$0.00	17.010%
1000-730-349-0000	Other - Professional and Technical Services	\$0.00	\$0.00	\$0.00	\$0.00	\$0.00	\$0.00	0.000%
1000-730-353-0000	Liability Insurance Premiums	\$0.00	\$0.00	\$1,000.00	\$0.00	\$0.00	\$1,000.00	0.000%
1000-730-392-0000	Buildings and Other Structures	\$0.00	\$0.00	\$400.00	\$0.00	\$371.07	\$28.93	92.768%
1000-730-394-0000	Machinery, Equipment & Furniture	\$0.00	\$0.00	\$2,000.00	\$0.00	\$0.00	\$2,000.00	0.000%
1000-730-398-0000	Garbage and Trash Removal	\$0.00	\$0.00	\$0.00	\$0.00	\$0.00	\$0.00	0.000%
1000-730-420-0000	Operating Supplies and Materials	\$0.00	\$0.00	\$1,500.00	\$0.00	\$75.00	\$1,425.00	5.000%
1000-730-431-0000	Repairs and Maintenance of Buildings and Land	\$0.00	\$0.00	\$1,000.00	\$0.00	\$0.00	\$1,000.00	0.000%
1000-730-432-0000	Repairs and Maintenance of Machinery & Equip	\$0.00	\$0.00	\$1,500.00	\$0.00	\$0.00	\$1,500.00	0.000%
1000-730-440-0000	Small Tools and Minor Equipment	\$0.00	\$0.00	\$1,600.00	\$0.00	\$0.00	\$1,600.00	0.000%
1000-730-510-0000	Land and Land Improvements	\$0.00	\$0.00	\$0.00	\$0.00	\$0.00	\$0.00	0.000%
1000-730-530-0000	Buildings and Other Structures	\$0.00	\$0.00	\$4,500.00	\$0.00	\$0.00	\$4,500.00	0.000%
1000-730-610-0000	D Deposits Refunded	\$0.00	\$0.00	\$0.00	\$0.00	\$0.00	\$0.00	0.000%
1000-740-344-0000	D Tax Collection Fees	\$0.00	\$0.00	\$0.00	\$0.00	\$0.00	\$0.00	0.000%
1000-745-342-0000	Auditing Services	\$0.00	\$0.00	\$3,000.00	\$0.00	\$0.00	\$3,000.00	0.000%
1000-750-341-0000	Accounting and Legal Fees	\$0.00	\$0.00	\$0.00	\$0.00	\$0.00	\$0.00	0.000%
1000-755-349-0000	Other - Professional and Technical Services	\$0.00	\$0.00	\$1,500.00	\$0.00	\$0.00	\$1,500.00	0.000%
1000-790-100-0000	D Personal Services	\$0.00	\$0.00	\$1,500.00	\$0.00	\$0.00	\$1,500.00	0.000%
1000-790-211-0000	D Ohio Public Employees Retirement System	\$0.00	\$0.00	\$0.00	\$0.00	\$0.00	\$0.00	0.000%
1000-790-213-0000	D Medicare	\$0.00	\$0.00	\$0.00	\$0.00	\$0.00	\$0.00	0.000%
1000-790-225-0000	D Workers' Compensation	\$0.00	\$0.00	\$0.00	\$0.00	\$0.00	\$0.00	0.000%
1000-790-252-0000	Travel and Transportation	\$0.00	\$0.00	\$0.00	\$0.00	\$0.00	\$0.00	0.000%
1000-790-322-0000	Postage	\$0.00	\$0.00	\$0.00	\$0.00	\$0.00	\$0.00	0.000%
1000-790-348-0000	Training Services	\$0.00	\$0.00	\$250.00	\$0.00	\$0.00	\$250.00	0.000%
1000-790-349-0000	Other - Professional and Technical Services	\$0.00	\$0.00	\$0.00	\$0.00	\$0.00	\$0.00	0.000%
1000-790-351-0000	Insurance and Bonding	\$0.00	\$0.00	\$0.00	\$0.00	\$0.00	\$0.00	0.000%
1000-790-391-0000	Dues and Fees	\$0.00	\$0.00	\$500.00	\$0.00	\$466.34	\$33.66	93.268%
1000-790-394-0000	Machinery, Equipment & Furniture	\$0.00	\$0.00	\$0.00	\$0.00	\$0.00	\$0.00	0.000%
1000-790-420-0000	Operating Supplies and Materials	\$0.00	\$0.00	\$300.00	\$0.00	\$0.00	\$300.00	0.000%
1000-790-433-0000	Repairs and Maintenance of Motor Vehicles	\$0.00	\$0.00	\$0.00	\$0.00	\$0.00	\$0.00	0.000%

Report reflects selected information.

Appropriation Status

By Fund

As Of 2/29/2020

Account Code	Account Name	Reserved for Encumbrance 12/31	Reserved for Encumbrance 12/31 Adjustment	Final Appropriation	Current Reserve for Encumbrance	YTD Expenditures	Unencumbered Balance	YTD % Expenditures
1000-790-440-0000	Small Tools and Minor Equipment	\$0.00	\$0.00	\$0.00	\$0.00	\$0.00	\$0.00	0.000%
1000-790-490-0000	Other - Supplies and Materials	\$0.00	\$0.00	\$0.00	\$0.00	\$0.00	\$0.00	0.000%
1000-790-540-0000	Machinery, Equipment and Furniture	\$0.00	\$0.00	\$0.00	\$0.00	\$0.00	\$0.00	0.000%
1000-790-610-0000	D Deposits Refunded	\$0.00	\$0.00	\$0.00	\$0.00	\$0.00	\$0.00	0.000%
1000-790-640-0000	Payment to Another Political Subdivision	\$0.00	\$0.00	\$50.00	\$0.00	\$15.75	\$34.25	31.500%
1000-800-540-0000	Machinery, Equipment and Furniture	\$0.00	\$0.00	\$200.00	\$0.00	\$0.00	\$200.00	0.000%
1000-910-910-0000	D Transfers - Out	\$0.00	\$0.00	\$31,000.00	\$0.00	\$31,000.00	\$0.00	100.000%
1000-990-990-0000	D Other - Other Financing Uses	\$0.00	\$0.00	\$0.00	\$0.00	\$0.00	\$0.00	0.000%
General Fund Total:		\$445.20	\$0.00	\$99,045.00	\$6,347.85	\$37,542.24	\$55,600.11	37.735%

Fund: Street Construction, Maint. and Repair
 Pooled Balance: \$13,141.12
 Non-Pooled Balance: \$0.00
 Total Cash Balance: \$13,141.12

Account Code	Account Name	Reserved for Encumbrance 12/31	Reserved for Encumbrance 12/31 Adjustment	Final Appropriation	Current Reserve for Encumbrance	YTD Expenditures	Unencumbered Balance	YTD % Expenditures
2011-620-100-0000	D Personal Services	\$164.81	\$0.00	\$11,000.00	\$133.22	\$1,307.59	\$9,724.00	11.712%
2011-620-211-0000	D Ohio Public Employees Retirement System	\$0.00	\$0.00	\$1,680.00	\$0.00	\$118.16	\$1,561.84	7.033%
2011-620-213-0000	D Medicare	\$0.00	\$0.00	\$200.00	\$0.00	\$24.99	\$175.01	12.495%
2011-620-225-0000	D Workers' Compensation	\$0.00	\$0.00	\$75.00	\$0.00	\$13.54	\$61.46	18.053%
2011-620-252-0000	Travel and Transportation	\$0.00	\$0.00	\$105.00	\$0.66	\$104.34	\$0.00	99.371%
2011-620-321-0000	Telephone	\$0.00	\$0.00	\$700.00	\$580.93	\$119.07	\$0.00	17.010%
2011-620-330-0000	Rents and Leases	\$0.00	\$0.00	\$0.00	\$0.00	\$0.00	\$0.00	0.000%
2011-620-349-0000	Other - Professional and Technical Services	\$0.00	\$0.00	\$0.00	\$0.00	\$0.00	\$0.00	0.000%
2011-620-351-0000	Insurance and Bonding	\$0.00	\$0.00	\$1,800.00	\$0.00	\$1,728.68	\$71.32	96.038%
2011-620-393-0000	Motor Vehicles	\$0.00	\$0.00	\$0.00	\$0.00	\$0.00	\$0.00	0.000%
2011-620-394-0000	Machinery, Equipment & Furniture	\$0.00	\$0.00	\$0.00	\$0.00	\$0.00	\$0.00	0.000%
2011-620-396-0000	Streets, Highways, Curbs and Sidewalks	\$0.00	\$0.00	\$0.00	\$0.00	\$0.00	\$0.00	0.000%
2011-620-420-0000	Operating Supplies and Materials	\$0.00	\$0.00	\$300.00	\$0.00	\$0.00	\$300.00	0.000%
2011-620-432-0000	Repairs and Maintenance of Machinery & Equip	\$0.00	\$0.00	\$0.00	\$0.00	\$0.00	\$0.00	0.000%
2011-620-433-0000	Repairs and Maintenance of Motor Vehicles	\$0.00	\$0.00	\$500.00	\$0.00	\$0.00	\$500.00	0.000%
2011-620-440-0000	Small Tools and Minor Equipment	\$0.00	\$0.00	\$0.00	\$0.00	\$0.00	\$0.00	0.000%
2011-620-540-0000	Machinery, Equipment and Furniture	\$0.00	\$0.00	\$31,000.00	\$0.00	\$27,663.00	\$3,337.00	89.235%
2011-630-399-0000	Other - Other Contractual Services	\$0.00	\$0.00	\$0.00	\$0.00	\$0.00	\$0.00	0.000%
2011-745-342-0000	Auditing Services	\$0.00	\$0.00	\$0.00	\$0.00	\$0.00	\$0.00	0.000%
2011-800-550-0000	Motor Vehicles	\$0.00	\$0.00	\$0.00	\$0.00	\$0.00	\$0.00	0.000%
Street Construction, Maint. and Repair Fund Total:		\$164.81	\$0.00	\$47,360.00	\$714.81	\$31,079.37	\$15,730.63	65.396%

Fund: State Highway
 Pooled Balance: \$12,821.91
 Non-Pooled Balance: \$0.00

Report reflects selected information.

Appropriation Status

By Fund

Total Cash Balance: \$12,821.91

As Of 2/29/2020

Account Code	Account Name	Reserved for Encumbrance 12/31	Reserved for Encumbrance 12/31 Adjustment	Final Appropriation	Current Reserve for Encumbrance	YTD Expenditures	Unencumbered Balance	YTD % Expenditures
2021-620-100-0000	D Personal Services	\$0.00	\$0.00	\$0.00	\$0.00	\$0.00	\$0.00	0.0000%
2021-620-211-0000	D Ohio Public Employees Retirement System	\$0.00	\$0.00	\$70.00	\$0.00	\$0.00	\$70.00	0.0000%
2021-620-213-0000	D Medicare	\$0.00	\$0.00	\$20.00	\$0.00	\$0.00	\$20.00	0.0000%
2021-620-225-0000	D Workers' Compensation	\$0.00	\$0.00	\$20.00	\$0.00	\$2.70	\$17.30	13.5000%
2021-620-490-0000	Other - Supplies and Materials	\$0.00	\$0.00	\$1,000.00	\$0.00	\$0.00	\$1,000.00	0.0000%
2021-745-342-0000	Auditing Services	\$0.00	\$0.00	\$0.00	\$0.00	\$0.00	\$0.00	0.0000%
2021-800-555-0000	Streets, Highways, Sidewalks and Curbs	\$0.00	\$0.00	\$0.00	\$0.00	\$0.00	\$0.00	0.0000%
State Highway Fund Total:								
		\$0.00	\$0.00	\$1,110.00	\$0.00	\$2.70	\$1,107.30	0.243%

Fund: Permissive Motor Vehicle License Tax
 Pooled Balance: \$25,520.01
 Non-Pooled Balance: \$0.00
 Total Cash Balance: \$25,520.01

Account Code	Account Name	Reserved for Encumbrance 12/31	Reserved for Encumbrance 12/31 Adjustment	Final Appropriation	Current Reserve for Encumbrance	YTD Expenditures	Unencumbered Balance	YTD % Expenditures
2101-620-396-0000	Streets, Highways, Curbs and Sidewalks	\$0.00	\$0.00	\$1,000.00	\$0.00	\$0.00	\$1,000.00	0.0000%
2101-745-342-0000	Auditing Services	\$0.00	\$0.00	\$0.00	\$0.00	\$0.00	\$0.00	0.0000%
2101-800-555-0000	Streets, Highways, Sidewalks and Curbs	\$0.00	\$0.00	\$0.00	\$0.00	\$0.00	\$0.00	0.0000%
Permissive Motor Vehicle License Tax Fund Total:								
		\$0.00	\$0.00	\$1,000.00	\$0.00	\$0.00	\$1,000.00	0.0000%

Fund: Sewer Operating
 Pooled Balance: \$109,121.50
 Non-Pooled Balance: \$0.00
 Total Cash Balance: \$109,121.50

Account Code	Account Name	Reserved for Encumbrance 12/31	Reserved for Encumbrance 12/31 Adjustment	Final Appropriation	Current Reserve for Encumbrance	YTD Expenditures	Unencumbered Balance	YTD % Expenditures
5201-541-131-0000	D Salary - Administrator	\$27.57	\$0.00	\$2,100.00	\$23.34	\$304.23	\$1,800.00	14.2999%
5201-541-211-0000	D Ohio Public Employees Retirement System	\$0.00	\$0.00	\$300.00	\$0.00	\$42.00	\$258.00	14.0000%
5201-541-213-0000	D Medicare	\$0.00	\$0.00	\$50.00	\$0.00	\$6.54	\$43.46	13.0800%
5201-542-121-0000	D Workers' Compensation	\$0.00	\$0.00	\$25.00	\$0.00	\$3.38	\$21.62	13.5200%
5201-542-211-0000	D Salary - Clerk/Treasurer	\$38.64	\$0.00	\$1,535.00	\$30.07	\$244.47	\$1,299.10	15.535%
5201-542-213-0000	D Ohio Public Employees Retirement System	\$0.00	\$0.00	\$345.00	\$0.00	\$33.02	\$311.98	9.571%
5201-542-225-0000	D Workers' Compensation	\$0.00	\$0.00	\$50.00	\$0.00	\$5.13	\$44.87	10.260%
5201-542-252-0000	Travel and Transportation	\$0.00	\$0.00	\$25.00	\$0.00	\$3.38	\$21.62	13.520%
5201-542-321-0000	Telephone	\$0.00	\$0.00	\$250.00	\$0.00	\$0.00	\$250.00	0.0000%
5201-542-322-0000	Postage	\$0.00	\$0.00	\$700.00	\$580.93	\$119.07	\$0.00	17.010%
Report reflects selected information.								
		\$0.00	\$0.00	\$680.00	\$533.00	\$147.00	\$0.00	21.618%

Appropriation Status

UAN v2020.1

By Fund

As Of 2/29/2020

Account Code	Account Name	Reserved for Encumbrance 12/31	Reserved for Encumbrance 12/31 Adjustment	Final Appropriation	Current Reserve for Encumbrance	YTD Expenditures	Unencumbered Balance	YTD % Expenditures
5201-542-341-0000	Accounting and Legal Fees	\$0.00	\$0.00	\$0.00	\$0.00	\$0.00	\$0.00	0.000%
5201-542-342-0000	Auditing Services	\$0.00	\$0.00	\$0.00	\$0.00	\$0.00	\$0.00	0.000%
5201-542-343-0000	Uniform Accounting Network Fees	\$0.00	\$0.00	\$900.00	\$0.00	\$0.00	\$900.00	0.000%
5201-542-344-0000	D Tax Collection Fees	\$0.00	\$0.00	\$1,520.00	\$0.00	\$0.00	\$1,520.00	0.000%
5201-542-410-0000	Office Supplies and Materials	\$0.00	\$0.00	\$900.00	\$0.00	\$0.00	\$900.00	0.000%
5201-542-540-0000	Machinery, Equipment and Furniture	\$0.00	\$0.00	\$200.00	\$0.00	\$0.00	\$200.00	0.000%
5201-542-590-0000	Other - Capital Outlay	\$0.00	\$0.00	\$0.00	\$0.00	\$0.00	\$0.00	0.000%
5201-542-690-0000	Other - Other	\$0.00	\$0.00	\$0.00	\$0.00	\$0.00	\$0.00	0.000%
5201-543-100-0000	D Personal Services	\$504.49	\$0.00	\$21,000.00	\$129.53	\$1,544.96	\$19,830.00	7.184%
5201-543-211-0000	D Ohio Public Employees Retirement System	\$0.00	\$0.00	\$2,940.00	\$0.00	\$89.60	\$2,850.40	3.048%
5201-543-213-0000	D Medicare	\$0.00	\$0.00	\$600.00	\$0.00	\$65.94	\$534.06	10.990%
5201-543-225-0000	D Workers' Compensation	\$0.00	\$0.00	\$200.00	\$0.00	\$25.77	\$174.23	12.885%
5201-543-252-0000	Travel and Transportation	\$0.00	\$0.00	\$0.00	\$0.00	\$0.00	\$0.00	0.000%
5201-543-311-0000	Electricity	\$0.00	\$0.00	\$2,000.00	\$1,750.56	\$249.44	\$0.00	12.472%
5201-543-312-0000	Water and Sewage	\$0.00	\$0.00	\$33,800.00	\$30,048.00	\$3,752.00	\$0.00	11.101%
5201-543-314-0000	Heating Oil	\$0.00	\$0.00	\$0.00	\$0.00	\$0.00	\$0.00	0.000%
5201-543-321-0000	Telephone	\$0.00	\$0.00	\$300.00	\$250.00	\$50.00	\$0.00	16.667%
5201-543-330-0000	Rents and Leases	\$0.00	\$0.00	\$0.00	\$0.00	\$0.00	\$0.00	0.000%
5201-543-349-0000	Other - Professional and Technical Services	\$0.00	\$0.00	\$2,300.00	\$0.00	\$0.00	\$2,300.00	0.000%
5201-543-351-0000	Insurance and Bonding	\$0.00	\$0.00	\$800.00	\$0.00	\$742.14	\$57.86	92.768%
5201-543-393-0000	Motor Vehicles	\$0.00	\$0.00	\$0.00	\$0.00	\$0.00	\$0.00	0.000%
5201-543-394-0000	Machinery, Equipment & Furniture	\$0.00	\$0.00	\$6,000.00	\$0.00	\$0.00	\$6,000.00	0.000%
5201-543-399-0000	Other - Other Contractual Services	\$0.00	\$0.00	\$2,000.00	\$0.00	\$0.00	\$2,000.00	0.000%
5201-543-410-0000	Office Supplies and Materials	\$0.00	\$0.00	\$500.00	\$0.00	\$0.00	\$500.00	0.000%
5201-543-420-0000	Operating Supplies and Materials	\$0.00	\$0.00	\$1,000.00	\$0.00	\$0.00	\$1,000.00	0.000%
5201-543-432-0000	Repairs and Maintenance of Machinery & Equip	\$0.00	\$0.00	\$25,000.00	\$2,270.19	\$229.81	\$22,500.00	0.919%
5201-543-440-0000	Small Tools and Minor Equipment	\$0.00	\$0.00	\$1,000.00	\$0.00	\$0.00	\$1,000.00	0.000%
5201-543-490-0000	Other - Supplies and Materials	\$0.00	\$0.00	\$100.00	\$0.00	\$0.00	\$100.00	0.000%
5201-543-510-0000	Land and Land Improvements	\$0.00	\$0.00	\$0.00	\$0.00	\$0.00	\$0.00	0.000%
5201-543-540-0000	Machinery, Equipment and Furniture	\$0.00	\$0.00	\$0.00	\$0.00	\$0.00	\$0.00	0.000%
5201-549-690-0000	Other - Other	\$0.00	\$0.00	\$0.00	\$0.00	\$0.00	\$0.00	0.000%
5201-745-342-0000	Auditing Services	\$0.00	\$0.00	\$0.00	\$0.00	\$0.00	\$0.00	0.000%
5201-910-910-0000	D Transfers - Out	\$0.00	\$0.00	\$13,815.42	\$0.00	\$4,605.14	\$9,210.28	33.333%
Sewer Operating Fund Total:		\$570.70	\$0.00	\$122,935.42	\$35,615.62	\$12,263.02	\$75,627.48	9.929%

Fund: OPWC Debt (\$18.34)

Pooled Balance: \$4,605.14

Non-Pooled Balance: \$0.00

Total Cash Balance: \$4,605.14

Account Code	Account Name	Reserved for Encumbrance 12/31	Reserved for Encumbrance 12/31 Adjustment	Final Appropriation	Current Reserve for Encumbrance	YTD Expenditures	Unencumbered Balance	YTD % Expenditures
--------------	--------------	--------------------------------	---	---------------------	---------------------------------	------------------	----------------------	--------------------

Report reflects selected information.

Appropriation Status

By Fund
As Of 2/29/2020

Account Code	Account Name	Reserved for Encumbrance 12/31	Reserved for Encumbrance 12/31 Adjustment	Final Appropriation	Current Reserve for Encumbrance	YTD Expenditures	Unencumbered Balance	YTD % Expenditures
5722-850-710-0000	Principal	\$0.00	\$0.00	\$13,815.42	\$0.00	\$0.00	\$13,815.42	0.0000%
	OPWC Debt (\$18.34) Fund Total:	\$0.00	\$0.00	\$13,815.42	\$0.00	\$0.00	\$13,815.42	0.0000%
	Report Total:	\$1,180.71	\$0.00	\$285,265.84	\$42,678.28	\$80,887.33	\$162,880.94	28.238%

Cash Summary by Fund

February 2020

Fund #	Fund Name	Fund Balance 2/1/2020	Fund Balance Adjustments	Revenue (excluding transfers and advances in)		Transfers In		Advances In		Total Fund & Adjustments & Revenue	Expenditures (excluding transfers and advances out)	Transfers Out	Advances Out	Fund Balance 2/29/2020	Non-Pooled Balance	Pooled Balance
1000	General	\$101,928.39	\$0.00	\$7,371.41	\$0.00	\$0.00	\$0.00	\$0.00	\$0.00	\$109,299.80	\$2,042.98	\$0.00	\$0.00	\$107,256.82	\$0.00	\$107,256.82
2011	Street Construction, Maint. and Repa	\$12,873.22	\$0.00	\$1,782.53	\$0.00	\$0.00	\$0.00	\$0.00	\$0.00	\$14,655.75	\$1,514.63	\$0.00	\$0.00	\$13,141.12	\$0.00	\$13,141.12
2021	State Highway	\$12,678.60	\$0.00	\$144.53	\$0.00	\$0.00	\$0.00	\$0.00	\$0.00	\$12,823.13	\$1.22	\$0.00	\$0.00	\$12,821.91	\$0.00	\$12,821.91
2101	Permissive Motor Vehicle License Tr	\$25,321.26	\$0.00	\$198.75	\$0.00	\$0.00	\$0.00	\$0.00	\$0.00	\$25,520.01	\$0.00	\$0.00	\$0.00	\$25,520.01	\$0.00	\$25,520.01
5201	Sewer Operating	\$107,855.47	\$0.00	\$8,972.71	\$0.00	\$0.00	\$0.00	\$0.00	\$0.00	\$116,828.18	\$3,101.54	\$4,605.14	\$0.00	\$109,121.50	\$0.00	\$109,121.50
5722	OPWC Debt (\$18.34)	\$0.00	\$0.00	\$0.00	\$0.00	\$4,605.14	\$0.00	\$0.00	\$0.00	\$4,605.14	\$0.00	\$0.00	\$0.00	\$4,605.14	\$0.00	\$4,605.14
Report Total:		\$260,656.94	\$0.00	\$18,469.93	\$0.00	\$4,605.14	\$0.00	\$0.00	\$0.00	\$283,732.01	\$6,660.37	\$4,605.14	\$0.00	\$272,466.50	\$0.00	\$272,466.50

Revenue Status

By Fund
As Of 2/29/2020

Fund: 1000 General

Account Code	Account Name	Final Budget	Revenue	Budget Balance	YTD % Received
1000-110-0000	General Property Tax - Real Estate	\$3,900.00	\$0.00	\$3,900.00	0.0000%
1000-120-0000	Tangible Personal Property Tax	\$0.00	\$0.00	\$0.00	0.0000%
1000-130-0000	Municipal Income Tax	\$47,605.00	\$6,301.11	\$41,303.89	13.236%
1000-211-0000	Local Government Distribution	\$10,000.00	\$2,150.20	\$7,849.80	21.502%
1000-222-0000	Cigarette Tax	\$0.00	\$0.00	\$0.00	0.0000%
1000-224-0000	Liquor and Beer Permit Fees	\$400.00	\$0.00	\$400.00	0.0000%
1000-231-0000	Property Tax Allocation	\$0.00	\$0.00	\$0.00	0.0000%
1000-419-0000	Other - Federal Receipts	\$0.00	\$0.00	\$0.00	0.0000%
1000-429-0000	Other - State Receipts	\$120.00	\$0.00	\$120.00	0.0000%
1000-541-0000	Consumer Rent	\$0.00	\$0.00	\$0.00	0.0000%
1000-544-0000	Deposits	\$0.00	\$0.00	\$0.00	0.0000%
1000-612-0000	Court Fines	\$0.00	\$0.00	\$0.00	0.0000%
1000-623-0000	Zoning	\$0.00	\$0.00	\$0.00	0.0000%
1000-701-0000	Interest	\$0.00	\$0.00	\$0.00	0.0000%
1000-891-0000	Other - Miscellaneous Operating	\$0.00	\$0.00	\$0.00	0.0000%
1000-892-0000	Other - Miscellaneous Non-Operating	\$0.00	\$0.00	\$0.00	0.0000%
1000-999-0000	Other - Other Financing Sources	\$0.00	\$0.00	\$0.00	0.0000%
Fund 1000 Sub-Total:		\$62,025.00	\$8,451.31	\$53,573.69	13.626%

Revenue Status

By Fund
As Of 2/29/2020

Fund: 2011 Street Construction, Maint. and Repair

Account Code	Account Name	Final Budget	Revenue	Budget Balance	YTD % Received
2011-225-0000	Gasoline Tax (State)	\$10,120.00	\$3,237.42	\$6,882.58	31.990%
2011-226-0000	License Tax - State Levied	\$1,380.00	\$278.19	\$1,101.81	20.159%
2011-429-0000	Other - State Receipts	\$0.00	\$0.00	\$0.00	0.000%
2011-701-0000	Interest	\$0.00	\$0.00	\$0.00	0.000%
2011-931-0000	Transfers - In	\$31,000.00	\$31,000.00	\$0.00	100.000%
2011-999-0000	Other - Other Financing Sources	\$0.00	\$0.00	\$0.00	0.000%
Fund 2011 Sub-Total:		\$42,500.00	\$34,515.61	\$7,984.39	81.213%

Fund: 2021 State Highway

Account Code	Account Name	Final Budget	Revenue	Budget Balance	YTD % Received
2021-225-0000	Gasoline Tax (State)	\$900.00	\$262.50	\$637.50	29.167%
2021-226-0000	License Tax - State Levied	\$150.00	\$22.55	\$127.45	15.033%
2021-429-0000	Other - State Receipts	\$0.00	\$0.00	\$0.00	0.000%
2021-701-0000	Interest	\$0.00	\$0.00	\$0.00	0.000%
Fund 2021 Sub-Total:		\$1,050.00	\$285.05	\$764.95	27.148%

Fund: 2101 Permissive Motor Vehicle License Tax

Account Code	Account Name	Final Budget	Revenue	Budget Balance	YTD % Received
2101-150-0000	License Tax - Local Levied by Council	\$2,100.00	\$413.41	\$1,686.59	19.686%
2101-490-0000	Other - Intergovernmental	\$0.00	\$0.00	\$0.00	0.000%
2101-701-0000	Interest	\$0.00	\$0.00	\$0.00	0.000%
Fund 2101 Sub-Total:		\$2,100.00	\$413.41	\$1,686.59	19.686%

Revenue Status

By Fund

As Of 2/29/2020

Fund: 5201 Sewer Operating

Account Code	Account Name	Final Budget	Revenue	Budget Balance	YTD % Received
5201-429-0000	Other - State Receipts	\$0.00	\$0.00	\$0.00	0.0000%
5201-541-0000	Consumer Rent	\$127,500.00	\$17,808.84	\$109,691.16	13.9688%
5201-891-0000	Other - Miscellaneous Operating	\$0.00	\$0.00	\$0.00	0.0000%
5201-892-0000	Other - Miscellaneous Non-Operating	\$0.00	\$0.00	\$0.00	0.0000%
5201-931-0000	Transfers - In	\$0.00	\$0.00	\$0.00	0.0000%
Fund 5201 Sub-Total:		\$127,500.00	\$17,808.84	\$109,691.16	13.9688%

Fund: 5722 OPWC Debt (\$18.34)

Account Code	Account Name	Final Budget	Revenue	Budget Balance	YTD % Received
5722-541-0000	Consumer Rent	\$0.00	\$0.00	\$0.00	0.0000%
5722-931-0000	Transfers - In	\$13,815.42	\$4,605.14	\$9,210.28	33.3333%
Fund 5722 Sub-Total:		\$13,815.42	\$4,605.14	\$9,210.28	33.3333%
Report Total:		\$248,990.42	\$66,079.36	\$182,911.06	26.5399%

Payment Listing

February 2020

Payment Advice #	Post Date	Transaction Date	Type	Vendor / Payee	Amount	Status
18-2020	02/24/2020	02/24/2020	EW	Ohio Public Employees Retirement System	\$595.13	C
22-2020	02/26/2020	03/06/2020	CH	Ohio Bureau of Workers' Compensation	\$33.07	C
10788	02/10/2020	02/08/2020	PR	MICHAEL E DIXON	\$46.49	C
10789	02/10/2020	02/08/2020	PR	JACQUELYN L HAYES	\$135.65	C
10790	02/10/2020	02/10/2020	AW	Nationwide Insurance Company	\$801.00	C
10791	02/10/2020	02/10/2020	AW	Village of North Lewisburg	\$1,876.00	O
10792	02/10/2020	02/10/2020	AW	Thomas H. Kaufman	\$75.00	C
10793	02/14/2020	02/13/2020	PR	Ronald L Moore	\$583.97	C
10794	02/13/2020	02/13/2020	AW	Woodstock Post Master	\$49.00	C
10795	02/29/2020	02/24/2020	PR	BRADLEY G HERRON	\$261.65	O
10796	02/29/2020	02/24/2020	PR	Thomas M. Hallinan	\$485.06	O
10797	02/24/2020	02/24/2020	AW	Dayton Power & Light	\$475.31	O
10798	02/24/2020	02/24/2020	AW	Frontier	\$177.24	O
10799	02/24/2020	02/24/2020	AW	Covalen	\$78.50	O
10800	02/26/2020	02/24/2020	AW	Woodstock Post Master	\$49.00	O
10801	02/28/2020	02/27/2020	PR	Ronald L Moore	\$737.76	O
10802	02/27/2020	02/27/2020	AW	Ronald Moore	\$25.00	O
Total Payments:					\$6,484.83	
Total Conversion Vouchers:					\$0.00	
Total Less Conversion Vouchers:					\$6,484.83	

Type: AM - Accounting Manual Warrant, AW - Accounting Warrant, IM - Investment Manual Warrant, IW - Investment Warrant, PM - Payroll Manual Warrant, PR - Payroll Warrant, RW - Reduction of Receipt Warrant, SW - Skipped Warrant, WH - Withholding Warrant, WM - Withholding Manual, WS - Special Warrant, CH - Electronic Payment Advice, IL - Investment Loss, EP - Payroll EFT Voucher, CV - Payroll Conversion Voucher, SV - Payroll Special Voucher, EW - Withholding Voucher, POS ADJ - Positive Adjustment, NEG ADJ - Negative Adjustment, POS REAL - Positive Reallocation, NEG REAL - Negative Reallocation

Status: O - Outstanding, C - Cleared, V - Voided, B - Batch

* Asterisked amounts are not included in report totals. These transactions occurred outside the reported date range but are listed for reference.