

Bank Reconciliation

Reconciled Date 12/31/2024

Posted 1/13/2025 9:31:46 AM





Prior UAN Balance:		\$404,316.87
Receipts:	+	\$11,203.15
Payments:	-	\$13,500.93
Adjustments:	+	-\$55.00
Current UAN Balance as of 12/31/2024:		\$401,964.09
Other Adjusting Factors:	+	-\$17.99
Adjusted UAN Balance as of 12/31/2024:		<u>\$401,946.10</u>
Entered Bank Balances as of 12/31/2024:		\$412,829.36
Deposits in Transit:	+	\$0.00
Outstanding Payments:	-	\$10,883.26
Outstanding Adjustments:	+	\$0.00
Other Adjusting Factors:	+	\$0.00
Adjusted Bank Balances as of 12/31/2024:		<u>\$401,946.10</u>

Balances Reconciled

Reconciliation Notes

Receipts Not In UAN:	\$0.09
Payments Not In UAN:	\$18.08

Governing Board Signatures

There are no outstanding receipts as of 12/31/2024.

There are no outstanding adjustments as of 12/31/2024.

Bank Balances

Reconciled Date 12/31/2024

Posted 1/13/2025 9:31:46 AM

<u>Type</u>	<u>Name</u>	<u>Number</u>	<u>Prior Bank Balance</u>	<u>Calculated Bank Balance</u>	<u>Entered Bank Balance</u>	<u>Difference</u>
Primary	PRIMARY		\$427,682.55	\$412,847.44	\$412,829.36	-\$18.08
Investment	ESCROW		\$0.00	\$0.00	\$0.00	\$0.00
Total:			<u>\$427,682.55</u>	<u>\$412,847.44</u>	<u>\$412,829.36</u>	<u>-\$18.08</u>

Outstanding Payments

Reconciled Date 12/31/2024

Posted 1/13/2025 9:31:46 AM

<u>Account</u>	<u>Type</u>	<u>Payment #</u>	<u>Post Date</u>	<u>Vendor / Payee</u>	<u>Amount</u>
PRIMARY	Electronic	119-2024	11/27/2024	Ohio Public Employees Retirement System	\$262.20
PRIMARY	Electronic	138-2024	12/30/2024	Ohio Public Employees Retirement System	\$652.37
PRIMARY	Warrant	11879	09/28/2024	Ruby Lyle	\$170.00
PRIMARY	Warrant	11886	09/30/2024	BRADLEY G HERRON	\$261.68
PRIMARY	Warrant	11893	10/14/2024	Rochelle Morgan	\$55.60
PRIMARY	Warrant	11904	10/31/2024	BRADLEY G HERRON	\$261.68
PRIMARY	Warrant	11915	11/11/2024	Rochelle Morgan	\$55.60
PRIMARY	Warrant	11918	11/29/2024	Ronald L Moore	\$1,012.72
PRIMARY	Warrant	11919	11/29/2024	Ronald L Moore	\$1,427.06
PRIMARY	Warrant	11920	11/29/2024	BRADLEY G HERRON	\$261.68
PRIMARY	Warrant	11926	11/29/2024	Ronald Moore	\$25.00
PRIMARY	Warrant	11932	12/09/2024	Rochelle Morgan	\$55.60
PRIMARY	Warrant	11940	12/29/2024	Public Entities Pool of Ohio	\$3,941.00
PRIMARY	Warrant	11941	12/31/2024	BRADLEY G HERRON	\$261.68
PRIMARY	Warrant	11942	12/31/2024	Thomas M. Hallinan	\$503.52
PRIMARY	Warrant	11943	12/29/2024	Quill	\$24.36
PRIMARY	Warrant	11944	12/29/2024	Ronald Moore	\$25.00
PRIMARY	Warrant	11945	12/29/2024	AES Ohio	\$681.58
PRIMARY	Warrant	11946	12/29/2024	Frontier	\$243.53
PRIMARY	Warrant	11947	12/29/2024	Woodstock Post Master	\$151.40
PRIMARY	Warrant	11948	12/29/2024	LUC Regional Planning Commission	\$550.00
					\$10,883.26

Appropriation Status

By Fund
As Of 12/31/2024

Fund: General
Pooled Balance: \$156,047.26
Non-Pooled Balance: \$0.00
Total Cash Balance: \$156,047.26

Account Code	Account Name	Reserved for Encumbrance 12/31	Reserved for Encumbrance 12/31 Adjustment	Final Appropriation	Current Reserve for Encumbrance	YTD Expenditures	Unencumbered Balance	YTD % Expenditures
1000-130-311-0000	Electricity	\$0.00	\$0.00	\$3,500.00	\$782.55	\$2,717.45	\$0.00	77.641%
1000-210-344-0000	D Tax Collection Fees	\$0.00	\$0.00	\$975.00	\$0.00	\$792.30	\$182.70	81.262%
1000-320-100-0000	D Personal Services	\$167.90	\$0.00	\$4,300.00	\$144.23	\$4,258.92	\$64.75	95.323%
1000-320-211-0000	D Ohio Public Employees Retirement System	\$0.00	\$0.00	\$780.00	\$0.00	\$592.94	\$187.06	76.018%
1000-320-213-0000	D Medicare	\$0.00	\$0.00	\$102.00	\$0.00	\$61.67	\$40.33	60.461%
1000-320-225-0000	D Workers' Compensation	\$0.00	\$0.00	\$40.00	\$0.00	\$25.21	\$14.79	63.025%
1000-320-311-0000	Electricity	\$0.00	\$0.00	\$700.00	\$64.87	\$635.13	\$0.00	90.733%
1000-320-353-0000	Liability Insurance Premiums	\$400.00	\$0.00	\$800.00	\$0.00	\$821.69	\$378.31	68.474%
1000-320-392-0000	Buildings and Other Structures	\$0.00	\$0.00	\$5,500.00	\$1,623.60	\$3,876.40	\$0.00	70.480%
1000-320-420-0000	Operating Supplies and Materials	\$0.00	\$0.00	\$0.00	\$0.00	\$0.00	\$0.00	0.000%
1000-320-431-0000	Repairs and Maintenance of Buildings and Land	\$0.00	\$0.00	\$2,800.00	\$0.00	\$2,672.83	\$127.17	95.458%
1000-320-432-0000	Repairs and Maintenance of Machinery & Equip	\$0.00	\$0.00	\$200.00	\$0.00	\$0.00	\$200.00	0.000%
1000-320-440-0000	Small Tools and Minor Equipment	\$0.00	\$0.00	\$0.00	\$0.00	\$0.00	\$0.00	0.000%
1000-320-540-0000	Machinery, Equipment and Furniture	\$0.00	\$0.00	\$0.00	\$0.00	\$0.00	\$0.00	0.000%
1000-390-650-0000	Contributions to Other Organizations	\$0.00	\$0.00	\$0.00	\$0.00	\$0.00	\$0.00	0.000%
1000-410-320-0000	Communications, Printing and Advertising	\$0.00	\$0.00	\$0.00	\$0.00	\$0.00	\$0.00	0.000%
1000-410-349-0000	Other - Professional and Technical Services	\$82.99	\$0.00	\$3,165.98	\$52.68	\$2,130.31	\$1,065.98	65.569%
1000-710-161-0000	D Salary - Mayor	\$0.00	\$0.00	\$24.50	\$0.00	\$24.50	\$0.00	100.000%
1000-710-211-0000	D Ohio Public Employees Retirement System	\$0.00	\$0.00	\$250.00	\$0.00	\$7.62	\$242.38	3.048%
1000-710-213-0000	D Medicare	\$0.00	\$0.00	\$30.00	\$0.00	\$30.00	\$0.00	100.000%
1000-710-225-0000	D Workers' Compensation	\$0.00	\$0.00	\$30.00	\$0.00	\$30.00	\$0.00	100.000%
1000-710-252-0000	Travel and Transportation	\$0.00	\$0.00	\$275.50	\$0.00	\$0.00	\$275.50	0.000%
1000-710-348-0000	Training Services	\$0.00	\$0.00	\$200.00	\$0.00	\$0.00	\$200.00	0.000%
1000-715-111-0000	D Salaries - Council	\$91.57	\$0.00	\$6,000.00	\$94.17	\$4,367.40	\$1,630.00	71.696%
1000-715-211-0000	D Ohio Public Employees Retirement System	\$0.00	\$0.00	\$400.00	\$0.00	\$291.90	\$108.10	72.975%
1000-715-212-0000	D Social Security	\$0.00	\$0.00	\$300.00	\$0.00	\$244.90	\$55.10	81.633%
1000-715-213-0000	D Medicare	\$0.00	\$0.00	\$90.00	\$0.00	\$85.34	\$4.66	94.822%
1000-715-225-0000	D Workers' Compensation	\$0.00	\$0.00	\$0.00	\$0.00	\$0.00	\$0.00	0.000%
1000-715-252-0000	Travel and Transportation	\$0.00	\$0.00	\$400.00	\$0.00	\$0.00	\$400.00	0.000%
1000-715-348-0000	Training Services	\$0.00	\$0.00	\$400.00	\$0.00	\$0.00	\$400.00	0.000%
1000-715-391-0000	Dues and Fees	\$0.00	\$0.00	\$0.00	\$0.00	\$0.00	\$0.00	0.000%
1000-725-121-0000	D Salary - Clerk/Treasurer	\$127.58	\$0.00	\$6,000.00	\$112.58	\$5,676.36	\$338.64	92.636%
1000-725-211-0000	D Ohio Public Employees Retirement System	\$0.00	\$0.00	\$840.00	\$0.00	\$792.60	\$47.40	94.357%
1000-725-212-0000	D Social Security	\$0.00	\$0.00	\$0.00	\$0.00	\$0.00	\$0.00	0.000%
1000-725-213-0000	D Medicare	\$0.00	\$0.00	\$90.00	\$0.00	\$82.08	\$7.92	91.200%
1000-725-225-0000	D Workers' Compensation	\$0.00	\$0.00	\$250.00	\$0.00	\$240.89	\$9.11	96.356%
1000-725-240-0000	D Unemployment Compensation	\$0.00	\$0.00	\$0.00	\$0.00	\$0.00	\$0.00	0.000%
1000-725-252-0000	Travel and Transportation	\$0.00	\$0.00	\$400.00	\$396.77	\$3.23	\$0.00	0.808%

Report reflects selected information.

Appropriation Status

By Fund
As Of 12/31/2024

Account Code	Account Name	Reserved for Encumbrance 12/31	Reserved for Encumbrance 12/31 Adjustment	Final Appropriation	Current Reserve for Encumbrance	YTD Expenditures	Unencumbered Balance	YTD % Expenditures
1000-725-320-0000	Communications, Printing and Advertising	\$0.00	\$0.00	\$500.00	\$0.00	\$111.75	\$388.85	22.230%
1000-725-343-0000	Uniform Accounting Network Fees	\$0.00	\$0.00	\$1,117.50	\$0.00	\$1,117.50	\$0.00	100.000%
1000-725-348-0000	Training Services	\$0.00	\$0.00	\$182.50	\$0.00	\$0.00	\$182.50	0.000%
1000-725-354-0000	Fidelity Bond Premiums	\$0.00	\$0.00	\$120.00	\$0.00	\$100.00	\$20.00	83.333%
1000-725-391-0000	Dues and Fees	\$0.00	\$0.00	\$0.00	\$0.00	\$0.00	\$0.00	0.000%
1000-725-410-0000	Office Supplies and Materials	\$0.00	\$0.00	\$700.00	\$468.32	\$231.68	\$0.00	33.097%
1000-730-100-0000	D Personal Services	\$103.86	\$0.00	\$14,500.00	\$64.24	\$2,782.62	\$11,757.00	19.054%
1000-730-211-0000	D Ohio Public Employees Retirement System	\$0.00	\$0.00	\$2,030.00	\$0.00	\$428.82	\$1,601.18	21.124%
1000-730-212-0000	D Social Security	\$0.00	\$0.00	\$0.00	\$0.00	\$0.00	\$0.00	0.000%
1000-730-213-0000	D Medicare	\$0.00	\$0.00	\$220.00	\$0.00	\$39.35	\$180.65	17.886%
1000-730-225-0000	D Workers' Compensation	\$0.00	\$0.00	\$90.00	\$0.00	\$50.42	\$39.58	56.022%
1000-730-252-0000	Travel and Transportation	\$0.00	\$0.00	\$100.00	\$0.00	\$100.00	\$0.00	100.000%
1000-730-311-0000	Electricity	\$0.00	\$0.00	\$2,500.00	\$1,078.62	\$1,421.38	\$0.00	56.855%
1000-730-314-0000	Heating Oil	\$0.00	\$0.00	\$2,500.00	\$1,336.19	\$1,163.81	\$0.00	46.552%
1000-730-321-0000	Telephone	\$0.00	\$0.00	\$960.00	\$4.11	\$955.89	\$0.00	99.572%
1000-730-329-0000	Other-Communications, Printing & Advertising	\$0.00	\$0.00	\$0.00	\$0.00	\$0.00	\$0.00	0.000%
1000-730-349-0000	Other - Professional and Technical Services	\$0.00	\$0.00	\$600.00	\$147.01	\$437.99	\$15.00	72.998%
1000-730-353-0000	Liability Insurance Premiums	\$500.00	\$0.00	\$1,000.00	\$0.00	\$1,024.15	\$475.85	68.277%
1000-730-392-0000	Buildings and Other Structures	\$0.00	\$0.00	\$440.00	\$0.00	\$300.00	\$140.00	68.182%
1000-730-394-0000	Machinery, Equipment & Furniture	\$0.00	\$0.00	\$750.00	\$0.00	\$0.00	\$750.00	0.000%
1000-730-398-0000	Garbage and Trash Removal	\$0.00	\$0.00	\$2,500.00	\$0.00	\$1,500.00	\$1,000.00	60.000%
1000-730-420-0000	Operating Supplies and Materials	\$0.00	\$0.00	\$700.00	\$0.00	\$0.00	\$700.00	0.000%
1000-730-431-0000	Repairs and Maintenance of Buildings and Land	\$0.00	\$0.00	\$700.00	\$0.00	\$0.00	\$700.00	0.000%
1000-730-432-0000	Repairs and Maintenance of Machinery & Equip	\$0.00	\$0.00	\$700.00	\$567.77	\$132.23	\$0.00	18.890%
1000-730-440-0000	Small Tools and Minor Equipment	\$0.00	\$0.00	\$0.00	\$0.00	\$0.00	\$0.00	0.000%
1000-730-510-0000	Land and Land Improvements	\$0.00	\$0.00	\$0.00	\$0.00	\$0.00	\$0.00	0.000%
1000-730-530-0000	Buildings and Other Structures	\$0.00	\$0.00	\$2,500.00	\$0.00	\$0.00	\$2,500.00	0.000%
1000-730-610-0000	D Deposits Refunded	\$0.00	\$0.00	\$0.00	\$0.00	\$0.00	\$0.00	0.000%
1000-740-344-0000	D Tax Collection Fees	\$0.00	\$0.00	\$2,300.00	\$0.00	\$2,282.71	\$17.29	99.248%
1000-745-342-0000	Auditing Services	\$0.00	\$0.00	\$0.00	\$0.00	\$0.00	\$0.00	0.000%
1000-750-341-0000	Accounting and Legal Fees	\$0.00	\$0.00	\$8,000.00	\$1,692.00	\$5,629.20	\$678.80	70.365%
1000-755-349-0000	Other - Professional and Technical Services	\$0.00	\$0.00	\$0.00	\$0.00	\$0.00	\$0.00	0.000%
1000-790-100-0000	D Personal Services	\$0.00	\$0.00	\$0.00	\$0.00	\$0.00	\$0.00	0.000%
1000-790-211-0000	D Ohio Public Employees Retirement System	\$0.00	\$0.00	\$0.00	\$0.00	\$0.00	\$0.00	0.000%
1000-790-213-0000	D Medicare	\$0.00	\$0.00	\$0.00	\$0.00	\$0.00	\$0.00	0.000%
1000-790-225-0000	D Workers' Compensation	\$0.00	\$0.00	\$0.00	\$0.00	\$0.00	\$0.00	0.000%
1000-790-252-0000	Travel and Transportation	\$0.00	\$0.00	\$0.00	\$0.00	\$0.00	\$0.00	0.000%
1000-790-322-0000	Postage	\$0.00	\$0.00	\$500.00	\$0.00	\$100.00	\$400.00	20.000%
1000-790-348-0000	Training Services	\$0.00	\$0.00	\$0.00	\$0.00	\$0.00	\$0.00	0.000%
1000-790-349-0000	Other - Professional and Technical Services	\$0.00	\$0.00	\$0.00	\$0.00	\$0.00	\$0.00	0.000%
1000-790-351-0000	Insurance and Bonding	\$0.00	\$0.00	\$0.00	\$0.00	\$0.00	\$0.00	0.000%
1000-790-391-0000	Dues and Fees	\$0.00	\$0.00	\$795.00	\$0.00	\$0.00	\$0.00	100.000%
1000-790-394-0000	Machinery, Equipment & Furniture	\$0.00	\$0.00	\$505.00	\$0.00	\$0.00	\$505.00	0.000%
1000-790-420-0000	Operating Supplies and Materials	\$0.00	\$0.00	\$0.00	\$0.00	\$0.00	\$0.00	0.000%

Report reflects selected information.

Appropriation Status

By Fund
As Of 12/31/2024

Account Code	Account Name	Reserved for Encumbrance 12/31	Reserved for Encumbrance 12/31 Adjustment	Final Appropriation	Current Reserve for Encumbrance	YTD Expenditures	Unencumbered Balance	YTD % Expenditures
1000-790-433-0000	Repairs and Maintenance of Motor Vehicles	\$0.00	\$0.00	\$0.00	\$0.00	\$0.00	\$0.00	0.0000%
1000-790-440-0000	Small Tools and Minor Equipment	\$0.00	\$0.00	\$0.00	\$0.00	\$0.00	\$0.00	0.0000%
1000-790-490-0000	Other - Supplies and Materials	\$0.00	\$0.00	\$0.00	\$0.00	\$0.00	\$0.00	0.0000%
1000-790-540-0000	Machinery, Equipment and Furniture	\$0.00	\$0.00	\$0.00	\$0.00	\$0.00	\$0.00	0.0000%
1000-790-610-0000	D Deposits Refunded	\$0.00	\$0.00	\$0.00	\$0.00	\$0.00	\$0.00	0.0000%
1000-790-640-0000	Payment to Another Political Subdivision	\$0.00	\$0.00	\$20.00	\$0.00	\$10.50	\$9.50	52.5000%
1000-800-540-0000	Machinery, Equipment and Furniture	\$0.00	\$0.00	\$0.00	\$0.00	\$0.00	\$0.00	0.0000%
1000-910-910-0000	D Transfers - Out	\$0.00	\$0.00	\$0.00	\$0.00	\$0.00	\$0.00	0.0000%
1000-990-990-0000	D Other - Other Financing Uses	\$0.00	\$0.00	\$0.00	\$0.00	\$0.00	\$0.00	0.0000%
General Fund Total:		\$1,473.90	\$0.00	\$86,342.98	\$8,629.71	\$51,146.07	\$28,041.10	58.242%

Fund: Street Construction, Maint. and Repair
 Pooled Balance: \$41,309.33
 Non-Pooled Balance: \$0.00
 Total Cash Balance: \$41,309.33

Account Code	Account Name	Reserved for Encumbrance 12/31	Reserved for Encumbrance 12/31 Adjustment	Final Appropriation	Current Reserve for Encumbrance	YTD Expenditures	Unencumbered Balance	YTD % Expenditures
2011-620-100-0000	D Personal Services	\$503.18	\$0.00	\$14,500.00	\$199.48	\$4,604.20	\$10,199.50	30.688%
2011-620-211-0000	D Ohio Public Employees Retirement System	\$0.00	\$0.00	\$1,878.00	\$0.00	\$686.07	\$1,191.93	36.532%
2011-620-213-0000	D Medicare	\$0.00	\$0.00	\$130.00	\$0.00	\$91.47	\$38.53	70.362%
2011-620-225-0000	D Workers' Compensation	\$0.00	\$0.00	\$122.00	\$0.00	\$121.85	\$0.15	99.877%
2011-620-252-0000	Travel and Transportation	\$0.00	\$0.00	\$0.00	\$0.00	\$0.00	\$0.00	0.0000%
2011-620-321-0000	Telephone	\$0.00	\$0.00	\$1,000.00	\$44.12	\$955.88	\$0.00	95.588%
2011-620-330-0000	Rents and Leases	\$0.00	\$0.00	\$0.00	\$0.00	\$0.00	\$0.00	0.0000%
2011-620-349-0000	Other - Professional and Technical Services	\$0.00	\$0.00	\$1,500.00	\$0.00	\$1,400.00	\$100.00	93.333%
2011-620-351-0000	Insurance and Bonding	\$1,700.00	\$0.00	\$2,200.00	\$0.00	\$3,485.27	\$414.73	89.366%
2011-620-393-0000	Motor Vehicles	\$0.00	\$0.00	\$800.00	\$0.00	\$0.00	\$800.00	0.0000%
2011-620-394-0000	Machinery, Equipment & Furniture	\$0.00	\$0.00	\$0.00	\$0.00	\$0.00	\$0.00	0.0000%
2011-620-396-0000	Streets, Highways, Curbs and Sidewalks	\$0.00	\$0.00	\$0.00	\$0.00	\$0.00	\$0.00	0.0000%
2011-620-420-0000	Operating Supplies and Materials	\$0.00	\$0.00	\$2,800.00	\$1,383.68	\$616.32	\$800.00	22.011%
2011-620-432-0000	Repairs and Maintenance of Machinery & Equip	\$0.00	\$0.00	\$0.00	\$0.00	\$0.00	\$0.00	0.0000%
2011-620-433-0000	Repairs and Maintenance of Motor Vehicles	\$0.00	\$0.00	\$600.00	\$0.00	\$0.00	\$600.00	0.0000%
2011-620-440-0000	Small Tools and Minor Equipment	\$0.00	\$0.00	\$0.00	\$0.00	\$0.00	\$0.00	0.0000%
2011-620-540-0000	Machinery, Equipment and Furniture	\$0.00	\$0.00	\$0.00	\$0.00	\$0.00	\$0.00	0.0000%
2011-630-399-0000	Other - Other Contractual Services	\$0.00	\$0.00	\$0.00	\$0.00	\$0.00	\$0.00	0.0000%
2011-745-342-0000	Auditing Services	\$0.00	\$0.00	\$0.00	\$0.00	\$0.00	\$0.00	0.0000%
2011-800-550-0000	Motor Vehicles	\$0.00	\$0.00	\$0.00	\$0.00	\$0.00	\$0.00	0.0000%
Street Construction, Maint. and Repair Fund Total:		\$2,203.18	\$0.00	\$25,530.00	\$1,627.28	\$11,961.06	\$14,144.84	43.129%

Fund: State Highway

Report reflects selected information.

Appropriation Status

By Fund
 As Of 12/31/2024

Pooled Balance: \$9,557.65
 Non-Pooled Balance: \$0.00
 Total Cash Balance: \$9,557.65

Account Code	Account Name	Reserved for Encumbrance 12/31	Reserved for Encumbrance 12/31 Adjustment	Final Appropriation	Current Reserve for Encumbrance	YTD Expenditures	Unencumbered Balance	YTD % Expenditures
2021-150-394-0000	Machinery, Equipment & Furniture	\$0.00	\$0.00	\$3,000.00	\$0.00	\$0.00	\$3,000.00	0.0000%
2021-620-100-0000	D Personal Services	\$0.00	\$0.00	\$0.00	\$0.00	\$0.00	\$0.00	0.0000%
2021-620-211-0000	D Ohio Public Employees Retirement System	\$0.00	\$0.00	\$0.00	\$0.00	\$0.00	\$0.00	0.0000%
2021-620-213-0000	D Medicare	\$0.00	\$0.00	\$0.00	\$0.00	\$0.00	\$0.00	0.0000%
2021-620-225-0000	D Workers' Compensation	\$0.00	\$0.00	\$0.00	\$0.00	\$0.00	\$0.00	0.0000%
2021-620-490-0000	Other - Supplies and Materials	\$0.00	\$0.00	\$500.00	\$50.00	\$450.00	\$0.00	90.0000%
2021-745-342-0000	Auditing Services	\$0.00	\$0.00	\$0.00	\$0.00	\$0.00	\$0.00	0.0000%
2021-800-555-0000	Streets, Highways, Sidewalks and Curbs	\$0.00	\$0.00	\$0.00	\$0.00	\$0.00	\$0.00	0.0000%
State Highway Fund Total:		\$0.00	\$0.00	\$3,500.00	\$50.00	\$450.00	\$3,000.00	12.857%

Fund: Permissive Motor Vehicle License Tax
 Pooled Balance: \$27,220.57
 Non-Pooled Balance: \$0.00
 Total Cash Balance: \$27,220.57

Account Code	Account Name	Reserved for Encumbrance 12/31	Reserved for Encumbrance 12/31 Adjustment	Final Appropriation	Current Reserve for Encumbrance	YTD Expenditures	Unencumbered Balance	YTD % Expenditures
2101-150-394-0000	Machinery, Equipment & Furniture	\$0.00	\$0.00	\$9,000.00	\$0.00	\$0.00	\$9,000.00	0.0000%
2101-620-396-0000	Streets, Highways, Curbs and Sidewalks	\$0.00	\$0.00	\$1,000.00	\$0.00	\$0.00	\$1,000.00	0.0000%
2101-745-342-0000	Auditing Services	\$0.00	\$0.00	\$0.00	\$0.00	\$0.00	\$0.00	0.0000%
2101-800-555-0000	Streets, Highways, Sidewalks and Curbs	\$0.00	\$0.00	\$0.00	\$0.00	\$0.00	\$0.00	0.0000%
Permissive Motor Vehicle License Tax Fund Total:		\$0.00	\$0.00	\$10,000.00	\$0.00	\$0.00	\$10,000.00	0.0000%

Fund: American Rescue Plan
 Pooled Balance: \$0.00
 Non-Pooled Balance: \$0.00
 Total Cash Balance: \$0.00

Account Code	Account Name	Reserved for Encumbrance 12/31	Reserved for Encumbrance 12/31 Adjustment	Final Appropriation	Current Reserve for Encumbrance	YTD Expenditures	Unencumbered Balance	YTD % Expenditures
2152-320-392-0000	Buildings and Other Structures	\$0.00	\$0.00	\$6,320.00	\$0.00	\$8,320.00	\$0.00	100.0000%
2152-490-650-0000	Contributions to Other Organizations	\$0.00	\$0.00	\$1,563.48	\$0.00	\$1,563.48	\$0.00	100.0000%
2152-730-490-0000	Other - Supplies and Materials	\$0.00	\$0.00	\$3,040.85	\$0.00	\$3,040.85	\$0.00	100.0000%
2152-790-420-0000	Operating Supplies and Materials	\$0.00	\$0.00	\$0.00	\$0.00	\$0.00	\$0.00	0.0000%
2152-790-590-0000	Other - Capital Outlay	\$0.00	\$0.00	\$0.00	\$0.00	\$0.00	\$0.00	0.0000%
American Rescue Plan Fund Total:		\$0.00	\$0.00	\$12,924.33	\$0.00	\$12,924.33	\$0.00	100.0000%

Report reflects selected information.

VILLAGE OF WOODSTOCK, CHAMPAIGN COUNTY
Appropriation Status

By Fund
As Of 12/31/2024

Funct: Sewer Operating
Pooled Balance: \$167,829.28
Non-Pooled Balance: \$0.00
Total Cash Balance: \$167,829.28

Account Code	Account Name	Reserved for Encumbrance 12/31	Reserved for Encumbrance 12/31 Adjustment	Final Appropriation	Current Reserve for Encumbrance	YTD Expenditures	Unencumbered Balance	YTD % Expenditures
5201-541-131-0000	D Salary - Administrator	\$27.48	\$0.00	\$2,500.00	\$27.48	\$1,800.00	\$700.00	71.217%
5201-541-211-0000	D Ohio Public Employees Retirement System	\$0.00	\$0.00	\$350.00	\$0.00	\$252.00	\$98.00	72.000%
5201-541-213-0000	D Medicare	\$0.00	\$0.00	\$40.00	\$0.00	\$26.16	\$13.84	65.400%
5201-541-225-0000	D Workers' Compensation	\$0.00	\$0.00	\$50.00	\$0.00	\$25.42	\$24.58	50.840%
5201-542-121-0000	D Salary - Clerk/Treasurer	\$31.86	\$0.00	\$2,000.00	\$28.11	\$1,419.15	\$584.60	69.845%
5201-542-211-0000	D Ohio Public Employees Retirement System	\$0.00	\$0.00	\$280.00	\$0.00	\$198.12	\$81.88	70.757%
5201-542-213-0000	D Medicare	\$0.00	\$0.00	\$30.00	\$0.00	\$20.52	\$9.48	68.400%
5201-542-225-0000	D Workers' Compensation	\$0.00	\$0.00	\$25.00	\$0.00	\$25.00	\$0.00	100.000%
5201-542-252-0000	Travel and Transportation	\$0.00	\$0.00	\$0.00	\$0.00	\$0.00	\$0.00	0.000%
5201-542-321-0000	Telephone	\$0.00	\$0.00	\$1,500.00	\$244.07	\$1,255.93	\$0.00	83.729%
5201-542-322-0000	Postage	\$0.00	\$0.00	\$1,200.00	\$51.00	\$1,049.00	\$100.00	87.417%
5201-542-341-0000	Accounting and Legal Fees	\$0.00	\$0.00	\$6,000.00	\$0.00	\$0.00	\$6,000.00	0.000%
5201-542-342-0000	Auditing Services	\$0.00	\$0.00	\$0.00	\$0.00	\$0.00	\$0.00	0.000%
5201-542-343-0000	Uniform Accounting Network Fees	\$0.00	\$0.00	\$1,117.50	\$0.00	\$1,117.50	\$0.00	100.000%
5201-542-344-0000	D Tax Collection Fees	\$0.00	\$0.00	\$2,182.50	\$0.00	\$1,309.73	\$872.77	60.011%
5201-542-410-0000	Office Supplies and Materials	\$0.00	\$0.00	\$300.00	\$0.00	\$0.00	\$300.00	0.000%
5201-542-540-0000	Machinery, Equipment and Furniture	\$0.00	\$0.00	\$300.00	\$0.00	\$0.00	\$300.00	0.000%
5201-542-590-0000	Other - Capital Outlay	\$0.00	\$0.00	\$0.00	\$0.00	\$0.00	\$0.00	0.000%
5201-542-690-0000	Other - Other	\$0.00	\$0.00	\$0.00	\$0.00	\$0.00	\$0.00	0.000%
5201-543-100-0000	D Personal Services	\$866.04	\$0.00	\$20,000.00	\$642.23	\$11,144.56	\$8,879.25	53.927%
5201-543-211-0000	D Ohio Public Employees Retirement System	\$0.00	\$0.00	\$2,707.00	\$0.00	\$1,702.51	\$1,004.49	62.893%
5201-543-213-0000	D Medicare	\$0.00	\$0.00	\$300.00	\$0.00	\$137.58	\$162.42	45.860%
5201-543-225-0000	D Workers' Compensation	\$0.00	\$0.00	\$193.00	\$0.00	\$191.21	\$1.79	99.073%
5201-543-252-0000	Travel and Transportation	\$0.00	\$0.00	\$0.00	\$0.00	\$0.00	\$0.00	0.000%
5201-543-311-0000	Electricity	\$0.00	\$0.00	\$3,000.00	\$540.39	\$2,459.61	\$0.00	81.987%
5201-543-312-0000	Water and Sewage	\$0.00	\$0.00	\$40,800.00	\$17,700.00	\$23,100.00	\$0.00	56.618%
5201-543-314-0000	Heating Oil	\$0.00	\$0.00	\$100.00	\$0.00	\$0.00	\$100.00	0.000%
5201-543-321-0000	Telephone	\$0.00	\$0.00	\$0.00	\$0.00	\$0.00	\$0.00	0.000%
5201-543-330-0000	Rents and Leases	\$0.00	\$0.00	\$0.00	\$0.00	\$0.00	\$0.00	0.000%
5201-543-349-0000	Other - Professional and Technical Services	\$0.00	\$0.00	\$1,500.00	\$0.00	\$231.00	\$1,269.00	15.400%
5201-543-351-0000	Insurance and Bonding	\$1,149.00	\$0.00	\$2,149.00	\$0.00	\$2,358.89	\$939.11	71.525%
5201-543-393-0000	Motor Vehicles	\$0.00	\$0.00	\$0.00	\$0.00	\$0.00	\$0.00	0.000%
5201-543-394-0000	Machinery, Equipment & Furniture	\$0.00	\$0.00	\$7,200.00	\$2,040.00	\$5,106.53	\$53.47	70.924%
5201-543-399-0000	Other - Other Contractual Services	\$0.00	\$0.00	\$2,800.00	\$0.00	\$1,734.69	\$1,065.31	61.953%
5201-543-410-0000	Office Supplies and Materials	\$0.00	\$0.00	\$400.00	\$0.00	\$0.00	\$400.00	0.000%
5201-543-420-0000	Operating Supplies and Materials	\$0.00	\$0.00	\$0.00	\$0.00	\$0.00	\$0.00	0.000%
5201-543-432-0000	Repairs and Maintenance of Machinery & Equip	\$0.00	\$0.00	\$7,000.00	\$722.25	\$4,231.26	\$2,046.49	60.447%
5201-543-440-0000	Small Tools and Minor Equipment	\$0.00	\$0.00	\$0.00	\$0.00	\$0.00	\$0.00	0.000%

Report reflects selected information.

Appropriation Status

By Fund
 As Of 12/31/2024

Account Code	Account Name	Reserved for Encumbrance 12/31	Reserved for Encumbrance 12/31 Adjustment	Final Appropriation	Current Reserve for Encumbrance	YTD Expenditures	Unencumbered Balance	YTD % Expenditures
5201-543-490-0000	Other - Supplies and Materials	\$0.00	\$0.00	\$0.00	\$0.00	\$0.00	\$0.00	0.0000%
5201-543-510-0000	Land and Land Improvements	\$0.00	\$0.00	\$0.00	\$0.00	\$0.00	\$0.00	0.0000%
5201-543-540-0000	Machinery, Equipment and Furniture	\$0.00	\$0.00	\$37,000.00	\$0.00	\$36,453.00	\$547.00	98.522%
5201-549-690-0000	Other - Other	\$0.00	\$0.00	\$0.00	\$0.00	\$0.00	\$0.00	0.0000%
5201-745-342-0000	Auditing Services	\$0.00	\$0.00	\$0.00	\$0.00	\$0.00	\$0.00	0.0000%
5201-910-910-0000	D Transfers - Out	\$0.00	\$0.00	\$0.00	\$0.00	\$0.00	\$0.00	0.0000%
Sewer Operating Fund Total:		\$1,874.38	\$0.00	\$143,024.00	\$21,995.53	\$97,349.37	\$25,553.48	67.185%
Report Total:		\$5,551.46	\$0.00	\$281,321.31	\$32,302.52	\$173,830.83	\$80,739.42	60.595%

Cash Summary by Fund

December 2024

Fund #	Fund Name	Fund Balance 12/31/2024	Fund Balance Adjustments	Revenue (excluding transfers and advances in)	Transfers In	Advances In	Total Fund & Adjustments & Revenue	Expenditures (excluding transfers and advances out)	Transfers Out	Advances Out	Fund Balance 12/31/2024	Non-Pooled Balance	Pooled Balance
1000	General	\$157,905.13	\$0.00	\$4,766.19	\$0.00	\$0.00	\$162,671.32	\$6,624.06	\$0.00	\$0.00	\$156,047.26	\$0.00	\$156,047.26
2011	Street Construction, Maint. and Repr	\$42,183.64	\$0.00	\$1,563.54	\$0.00	\$0.00	\$43,747.18	\$2,437.85	\$0.00	\$0.00	\$41,309.33	\$0.00	\$41,309.33
2021	State Highway	\$9,430.88	\$0.00	\$126.77	\$0.00	\$0.00	\$9,557.65	\$0.00	\$0.00	\$0.00	\$9,557.65	\$0.00	\$9,557.65
2101	Permissive Motor Vehicle License Ta	\$27,078.07	\$0.00	\$142.50	\$0.00	\$0.00	\$27,220.57	\$0.00	\$0.00	\$0.00	\$27,220.57	\$0.00	\$27,220.57
2152	American Rescue Plan	\$0.00	\$0.00	\$0.00	\$0.00	\$0.00	\$0.00	\$0.00	\$0.00	\$0.00	\$0.00	\$0.00	\$0.00
5201	Sewer Operating	\$167,719.15	\$0.00	\$4,645.52	\$0.00	\$0.00	\$172,364.67	\$4,535.39	\$0.00	\$0.00	\$167,829.28	\$0.00	\$167,829.28
	Report Total:	\$404,316.87	\$0.00	\$11,244.52	\$0.00	\$0.00	\$415,561.39	\$13,597.30	\$0.00	\$0.00	\$401,964.09	\$0.00	\$401,964.09

Last reconciled to bank: 12/31/2024 – Total other adjusting factors: \$18.17

Revenue Status

By Fund
As Of 12/31/2024

Fund: 1000 General

Account Code	Account Name	Final Budget	Revenue	Budget Balance	YTD % Received
1000-110-0000	General Property Tax - Real Estate	\$4,200.00	\$5,154.64	-\$954.64	122.730%
1000-120-0000	Tangible Personal Property Tax	\$0.00	\$0.00	\$0.00	0.000%
1000-130-0000	Municipal Income Tax	\$45,000.00	\$66,107.93	-\$21,107.93	146.907%
1000-211-0000	Local Government Distribution	\$10,000.00	\$13,891.13	-\$3,891.13	138.911%
1000-222-0000	Cigarette Tax	\$0.00	\$0.00	\$0.00	0.000%
1000-224-0000	Liquor and Beer Permit Fees	\$0.00	\$308.00	-\$308.00	0.000%
1000-231-0000	Property Tax Allocation	\$0.00	\$0.00	\$0.00	0.000%
1000-419-0000	Other - Federal Receipts	\$0.00	\$0.00	\$0.00	0.000%
1000-429-0000	Other - State Receipts	\$0.00	\$810.40	-\$810.40	0.000%
1000-541-0000	Consumer Rent	\$0.00	\$0.00	\$0.00	0.000%
1000-544-0000	Deposits	\$0.00	\$0.00	\$0.00	0.000%
1000-612-0000	Court Fines	\$0.00	\$0.00	\$0.00	0.000%
1000-623-0000	Zoning	\$0.00	\$0.00	\$0.00	0.000%
1000-701-0000	Interest	\$0.00	\$0.00	\$0.00	0.000%
1000-891-0000	Other - Miscellaneous Operating	\$0.00	\$0.00	\$0.00	0.000%
1000-892-0000	Other - Miscellaneous Non-Operating	\$0.00	\$495.68	-\$495.68	0.000%
1000-999-0000	Other - Other Financing Sources	\$0.00	\$0.00	\$0.00	0.000%
Fund 1000 Sub-Total:		\$59,200.00	\$86,767.78	-\$27,567.78	146.567%

Revenue Status
By Fund
As Of 12/31/2024

Fund: 2011 Street Construction, Maint. and Repair

Account Code	Account Name	Final Budget	Revenue	Budget Balance	YTD % Received
2011-225-0000	Gasoline Tax (State)	\$15,000.00	\$16,303.60	-\$1,303.60	108.691%
2011-226-0000	License Tax - State Levied	\$2,000.00	\$1,916.87	\$83.13	95.844%
2011-429-0000	Other - State Receipts	\$0.00	\$0.00	\$0.00	0.000%
2011-701-0000	Interest	\$0.00	\$0.00	\$0.00	0.000%
2011-931-0000	Transfers - In	\$0.00	\$0.00	\$0.00	0.000%
2011-999-0000	Other - Other Financing Sources	\$0.00	\$0.00	\$0.00	0.000%
Fund 2011 Sub-Total:		\$17,000.00	\$18,220.47	-\$1,220.47	107.179%

Fund: 2021 State Highway

Account Code	Account Name	Final Budget	Revenue	Budget Balance	YTD % Received
2021-225-0000	Gasoline Tax (State)	\$1,200.00	\$1,321.93	-\$121.93	110.161%
2021-226-0000	License Tax - State Levied	\$170.00	\$155.43	\$14.57	91.429%
2021-429-0000	Other - State Receipts	\$0.00	\$0.00	\$0.00	0.000%
2021-701-0000	Interest	\$0.00	\$0.00	\$0.00	0.000%
Fund 2021 Sub-Total:		\$1,370.00	\$1,477.36	-\$107.36	107.836%

Fund: 2101 Permissive Motor Vehicle License Tax

Account Code	Account Name	Final Budget	Revenue	Budget Balance	YTD % Received
2101-150-0000	License Tax - Local Levied by Council	\$2,200.00	\$2,496.44	-\$296.44	113.475%
2101-490-0000	Other - Intergovernmental	\$0.00	\$0.00	\$0.00	0.000%
2101-701-0000	Interest	\$0.00	\$0.00	\$0.00	0.000%
Fund 2101 Sub-Total:		\$2,200.00	\$2,496.44	-\$296.44	113.475%

Revenue Status

By Fund

As Of 12/31/2024

Fund: 2152 American Rescue Plan

Account Code	Account Name	Final Budget	Revenue	Budget Balance	YTD % Received
2152-411-0000	Federal - Restricted	\$0.00	\$0.00	\$0.00	0.000%
Fund 2152 Sub-Total:		\$0.00	\$0.00	\$0.00	0.000%

Fund: 5201 Sewer Operating

Account Code	Account Name	Final Budget	Revenue	Budget Balance	YTD % Received
5201-429-0000	Other - State Receipts	\$0.00	\$0.00	\$0.00	0.000%
5201-541-0000	Consumer Rent	\$86,000.00	\$91,654.27	-\$5,654.27	106.575%
5201-891-0000	Other - Miscellaneous Operating	\$0.00	\$0.00	\$0.00	0.000%
5201-892-0000	Other - Miscellaneous Non-Operating	\$0.00	\$0.00	\$0.00	0.000%
5201-931-0000	Transfers - In	\$0.00	\$0.00	\$0.00	0.000%
Fund 5201 Sub-Total:		\$86,000.00	\$91,654.27	-\$5,654.27	106.575%
Report Total:		\$165,770.00	\$200,616.32	-\$34,846.32	121.021%

Payment Listing

December 2024

Payment Advice #	Post Date	Transaction Date	Type	Vendor / Payee	Amount	Status
138-2024	12/30/2024	12/30/2024	EW	Ohio Public Employees Retirement System	\$652.37	O
139-2024	12/18/2024	01/11/2025	CH	Wex Bank	\$9.47	C
140-2024	12/26/2024	01/11/2025	CH	Ohio Bureau of Workers' Compensation	\$545.00	C
11913	11/11/2024	11/11/2024	PR	Thomas Belcher	\$56.70 *	V
11913	12/16/2024	12/16/2024	PR	Thomas Belcher	-\$56.70	V
11929	12/09/2024	12/09/2024	PR	Thomas Belcher	\$56.70	C
11930	12/09/2024	12/09/2024	PR	Melinda L. Current	\$174.22	C
11931	12/09/2024	12/09/2024	PR	PHILLIP GARLAND	\$157.44	C
11932	12/09/2024	12/09/2024	PR	Rochelle Morgan	\$55.60	O
11933	12/09/2024	12/09/2024	PR	Ryan W. Polatsek	\$56.70	C
11934	12/09/2024	12/09/2024	PR	James J. Weidner	\$177.48	C
11935	12/09/2024	12/09/2024	PR	Paul R Zizzo	\$178.13	C
11936	12/09/2024	12/09/2024	AW	Alison Boggs	\$2,676.75	C
11937	12/09/2024	12/09/2024	AW	Village of North Lewisburg	\$1,932.00	C
11938	12/16/2024	12/16/2024	PR	Thomas Belcher	\$56.70	C
11939	12/16/2024	12/16/2024	AW	Treasurer of State	\$447.00	C
11940	12/29/2024	12/29/2024	AW	Public Entities Pool of Ohio	\$3,941.00	O
11941	12/31/2024	12/29/2024	PR	BRADLEY G HERRON	\$261.68	O
11942	12/31/2024	12/29/2024	PR	Thomas M. Hallinan	\$503.52	O
11943	12/29/2024	12/29/2024	AW	Quill	\$24.36	O
11944	12/29/2024	12/29/2024	AW	Ronald Moore	\$25.00	O
11945	12/29/2024	12/29/2024	AW	AES Ohio	\$681.58	O
11946	12/29/2024	12/29/2024	AW	Frontier	\$243.53	O
11947	12/29/2024	12/29/2024	AW	Woodstock Post Master	\$151.40	O
11948	12/29/2024	12/29/2024	AW	LUC Regional Planning Commission	\$550.00	O
Total Payments:					\$13,500.93	
Total Conversion Vouchers:					\$0.00	
Total Less Conversion Vouchers:					\$13,500.93	

Type: AM - Accounting Manual Warrant, AW - Accounting Warrant, IM - Investment Manual Warrant, IW - Investment Warrant, PM - Payroll Manual Warrant, PR - Payroll Warrant, RW - Reduction of Receipt Warrant, SW - Skipped Warrant, WH - Withholding Warrant, WM - Withholding Manual, WS - Special Warrant, CH - Electronic Payment Advice, IL - Investment Loss, EP - Payroll EFT Voucher, CV - Payroll Conversion Voucher, SV - Payroll Special Voucher, EW - Withholding Voucher, POS ADJ - Positive Adjustment, NEG ADJ - Negative Adjustment, POS REAL - Positive Reallocation, NEG REAL - Negative Reallocation

Status: O - Outstanding, C - Cleared, V - Voided, B - Batch

* Asterisked amounts are not included in report totals. These transactions occurred outside the reported date range but are listed for reference.