

Bank Reconciliation

Reconciled Date 12/31/2021

Posted 1/9/2022 9:47:53 PM



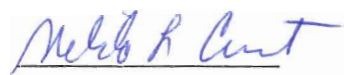
Prior UAN Balance:		\$386,961.28
Receipts:	+	\$16,542.32
Payments:	-	\$19,435.14
Adjustments:	+	\$0.00
Current UAN Balance as of 12/31/2021:		\$384,068.46
Other Adjusting Factors:	+	\$0.09
Adjusted UAN Balance as of 12/31/2021:		<u>\$384,068.55</u>
Entered Bank Balances as of 12/31/2021:		\$390,519.17
Deposits in Transit:	+	\$0.00
Outstanding Payments:	-	\$6,450.62
Outstanding Adjustments:	+	\$0.00
Other Adjusting Factors:	+	\$0.00
Adjusted Bank Balances as of 12/31/2021:		<u>\$384,068.55</u>

Balances Reconciled

Reconciliation Notes

Receipts Not In UAN: \$0.09

Governing Board Signatures

There are no outstanding receipts as of 12/31/2021.

There are no outstanding adjustments as of 12/31/2021.

Bank Balances

Reconciled Date 12/31/2021

Posted 1/9/2022 9:47:53 PM

Type	Name	Number	Prior Bank Balance	Calculated Bank Balance	Entered Bank Balance	Difference
Primary	PRIMARY		\$392,516.51	\$390,543.77	\$390,519.17	-\$24.60
Investment	ESCROW		\$0.00	\$0.00	\$0.00	\$0.00
Total:			<u>\$392,516.51</u>	<u>\$390,543.77</u>	<u>\$390,519.17</u>	<u>-\$24.60</u>

Outstanding Payments

UAN v2022.1

Reconciled Date 12/31/2021

Posted 1/9/2022 9:47:53 PM

<u>Account</u>	<u>Type</u>	<u>Payment #</u>	<u>Post Date</u>	<u>Vendor / Payee</u>	<u>Amount</u>
PRIMARY	Warrant	11171	08/27/2021	Daniel L. Hall	\$42.98
PRIMARY	Warrant	11216	11/08/2021	Thomas Belcher	\$48.14
PRIMARY	Warrant	11236	12/03/2021	Village of North Lewisburg	\$1,876.00
PRIMARY	Warrant	11239	12/13/2021	Thomas Belcher	\$48.14
PRIMARY	Warrant	11246	12/27/2021	Ronald L Moore	\$248.67
PRIMARY	Warrant	11247	12/31/2021	Thomas M. Hallinan	\$486.43
PRIMARY	Warrant	11248	12/31/2021	BRADLEY G HERRON	\$261.68
PRIMARY	Warrant	11249	12/27/2021	Frontier	\$185.25
PRIMARY	Warrant	11250	12/27/2021	Dayton Power & Light	\$496.76
PRIMARY	Warrant	11251	12/27/2021	Nationwide Insurance Company	\$449.21
PRIMARY	Warrant	11252	12/28/2021	Quill	\$323.70
PRIMARY	Warrant	11253	12/29/2021	Thomas Belcher	\$16.50
PRIMARY	Warrant	11254	12/31/2021	Ronald L Moore	\$1,008.79
PRIMARY	Warrant	11255	12/31/2021	Ronald L Moore	\$958.37
					\$6,450.62

Appropriation Status

By Fund

As Of 12/31/2021

Fund: General \$119,915.04
 Pooled Balance: \$0.00
 Non-Pooled Balance:
 Total Cash Balance: \$119,915.04

Account Code	Account Name	Reserved for Encumbrance 12/31	Reserved for Encumbrance 12/31 Adjustment	Final Appropriation	Current Reserve for Encumbrance	YTD Expenditures	Unencumbered Balance	YTD % Expenditures
1000-130-311-0000	Electricity	\$0.00	\$0.00	\$3,000.00	\$894.03	\$2,105.97	\$0.00	70.199%
1000-210-344-0000	D Tax Collection Fees	\$0.00	\$0.00	\$3,400.00	\$0.00	\$762.72	\$2,637.28	22.433%
1000-320-100-0000	D Personal Services	\$52.04	\$0.00	\$5,244.52	\$114.17	\$4,948.87	\$533.52	87.771%
1000-320-211-0000	D Ohio Public Employees Retirement System	\$0.00	\$0.00	\$667.30	\$0.00	\$659.54	\$7.76	98.837%
1000-320-213-0000	D Medicare	\$0.00	\$0.00	\$60.56	\$0.00	\$60.56	\$0.00	100.000%
1000-320-225-0000	D Workers' Compensation	\$0.00	\$0.00	\$46.14	\$0.00	\$46.14	\$0.00	100.000%
1000-320-311-0000	Electricity	\$0.00	\$0.00	\$600.00	\$219.62	\$380.38	\$0.00	63.397%
1000-320-353-0000	Liability Insurance Premiums	\$0.00	\$0.00	\$300.00	\$0.00	\$0.00	\$300.00	0.000%
1000-320-420-0000	Operating Supplies and Materials	\$0.00	\$0.00	\$300.00	\$0.00	\$10.00	\$290.00	3.333%
1000-320-431-0000	Repairs and Maintenance of Buildings and Land	\$0.00	\$0.00	\$4,134.12	\$0.00	\$4,134.12	\$0.00	100.000%
1000-320-432-0000	Repairs and Maintenance of Machinery & Equip	\$0.00	\$0.00	\$665.88	\$0.00	\$131.21	\$534.67	19.705%
1000-320-440-0000	Small Tools and Minor Equipment	\$0.00	\$0.00	\$0.00	\$0.00	\$0.00	\$0.00	0.000%
1000-320-540-0000	Machinery, Equipment and Furniture	\$0.00	\$0.00	\$0.00	\$0.00	\$0.00	\$0.00	0.000%
1000-390-650-0000	Contributions to Other Organizations	\$0.00	\$0.00	\$250.00	\$0.00	\$0.00	\$250.00	0.000%
1000-410-320-0000	Communications, Printing and Advertising	\$0.00	\$0.00	\$0.00	\$0.00	\$0.00	\$0.00	0.000%
1000-410-349-0000	Other - Professional and Technical Services	\$0.00	\$0.00	\$0.00	\$0.00	\$0.00	\$0.00	0.000%
1000-710-161-0000	D Salary - Mayor	\$309.34	\$0.00	\$2,985.54	\$82.99	\$2,326.35	\$885.54	70.605%
1000-710-211-0000	D Ohio Public Employees Retirement System	\$0.00	\$0.00	\$350.47	\$0.00	\$294.00	\$56.47	83.887%
1000-710-213-0000	D Medicare	\$0.00	\$0.00	\$50.00	\$0.00	\$41.36	\$8.64	82.720%
1000-710-225-0000	D Workers' Compensation	\$0.00	\$0.00	\$39.53	\$0.00	\$39.53	\$0.00	100.000%
1000-710-252-0000	Travel and Transportation	\$0.00	\$0.00	\$380.00	\$0.00	\$0.00	\$380.00	0.000%
1000-710-348-0000	Training Services	\$0.00	\$0.00	\$200.00	\$0.00	\$0.00	\$200.00	0.000%
1000-715-111-0000	D Salaries - Council	\$87.92	\$0.00	\$4,365.48	\$82.95	\$4,060.70	\$309.75	91.182%
1000-715-211-0000	D Ohio Public Employees Retirement System	\$0.00	\$0.00	\$300.00	\$0.00	\$154.00	\$146.00	51.333%
1000-715-212-0000	D Social Security	\$0.00	\$0.00	\$300.00	\$0.00	\$163.68	\$136.32	54.560%
1000-715-213-0000	D Medicare	\$0.00	\$0.00	\$100.00	\$0.00	\$56.63	\$43.37	56.630%
1000-715-225-0000	D Workers' Compensation	\$0.00	\$0.00	\$0.00	\$0.00	\$0.00	\$0.00	0.000%
1000-715-252-0000	Travel and Transportation	\$0.00	\$0.00	\$0.00	\$0.00	\$0.00	\$0.00	0.000%
1000-715-348-0000	Training Services	\$0.00	\$0.00	\$0.00	\$0.00	\$0.00	\$0.00	0.000%
1000-715-391-0000	Dues and Fees	\$0.00	\$0.00	\$150.00	\$0.00	\$130.00	\$20.00	86.667%
1000-725-121-0000	D Salary - Clerk/Treasurer	\$156.86	\$0.00	\$5,800.00	\$153.59	\$5,664.63	\$138.64	95.094%
1000-725-211-0000	D Ohio Public Employees Retirement System	\$0.00	\$0.00	\$901.57	\$0.00	\$792.60	\$108.97	87.913%
1000-725-212-0000	D Social Security	\$0.00	\$0.00	\$0.00	\$0.00	\$0.00	\$0.00	0.000%
1000-725-213-0000	D Medicare	\$0.00	\$0.00	\$85.00	\$0.00	\$82.08	\$2.92	96.565%
1000-725-225-0000	D Workers' Compensation	\$0.00	\$0.00	\$113.43	\$0.00	\$113.43	\$0.00	100.000%
1000-725-240-0000	D Unemployment Compensation	\$0.00	\$0.00	\$110.00	\$0.00	\$0.00	\$110.00	0.000%
1000-725-252-0000	Travel and Transportation	\$0.00	\$0.00	\$60.00	\$0.00	\$0.00	\$60.00	0.000%
1000-725-320-0000	Communications, Printing and Advertising	\$0.00	\$0.00	\$370.00	\$0.00	\$361.14	\$8.86	97.605%

Report reflects selected information.

Appropriation Status
By Fund

As Of 12/31/2021

Account Code	Account Name	Reserved for Encumbrance 12/31	Reserved for Encumbrance 12/31 Adjustment	Final Appropriation	Current Reserve for Encumbrance	YTD Expenditures	Unencumbered Balance	YTD % Expenditures
1000-725-343-0000	Uniform Accounting Network Fees	\$0.00	\$0.00	\$900.00	\$0.00	\$894.00	\$6.00	99.3333%
1000-725-348-0000	Training Services	\$0.00	\$0.00	\$210.00	\$0.00	\$0.00	\$210.00	0.0000%
1000-725-354-0000	Fidelity Bond Premiums	\$0.00	\$0.00	\$110.00	\$0.00	\$100.00	\$10.00	90.9090%
1000-725-391-0000	Dues and Fees	\$0.00	\$0.00	\$105.00	\$0.00	\$105.00	\$0.00	100.0000%
1000-725-410-0000	Office Supplies and Materials	\$0.00	\$0.00	\$600.00	\$468.47	\$31.53	\$100.00	5.2555%
1000-730-100-0000	D Personal Services	\$90.58	\$0.00	\$8,144.96	\$550.58	\$7,680.00	\$4.96	93.254%
1000-730-211-0000	D Ohio Public Employees Retirement System	\$0.00	\$0.00	\$1,082.85	\$0.00	\$942.20	\$140.65	87.0111%
1000-730-212-0000	D Social Security	\$0.00	\$0.00	\$0.00	\$0.00	\$0.00	\$0.00	0.0000%
1000-730-213-0000	D Medicare	\$0.00	\$0.00	\$90.00	\$0.00	\$78.18	\$11.82	86.867%
1000-730-225-0000	D Workers' Compensation	\$0.00	\$0.00	\$77.15	\$0.00	\$77.15	\$0.00	100.0000%
1000-730-252-0000	Travel and Transportation	\$0.00	\$0.00	\$0.00	\$0.00	\$0.00	\$0.00	0.0000%
1000-730-311-0000	Electricity	\$0.00	\$0.00	\$2,500.00	\$1,184.13	\$1,315.87	\$0.00	52.6355%
1000-730-314-0000	Heating Oil	\$0.00	\$0.00	\$1,200.00	\$72.38	\$1,127.62	\$0.00	93.9688%
1000-730-321-0000	Telephone	\$0.00	\$0.00	\$1,340.00	\$136.54	\$1,203.46	\$0.00	89.8100%
1000-730-329-0000	Other-Communications, Printing & Advertising	\$0.00	\$0.00	\$0.00	\$0.00	\$0.00	\$0.00	0.0000%
1000-730-349-0000	Other - Professional and Technical Services	\$0.00	\$0.00	\$610.00	\$0.00	\$610.00	\$0.00	100.0000%
1000-730-353-0000	Liability Insurance Premiums	\$0.00	\$0.00	\$500.00	\$0.00	\$500.00	\$0.00	100.0000%
1000-730-392-0000	Buildings and Other Structures	\$0.00	\$0.00	\$995.00	\$0.00	\$0.00	\$995.00	0.0000%
1000-730-394-0000	Machinery, Equipment & Furniture	\$0.00	\$0.00	\$0.00	\$0.00	\$0.00	\$0.00	0.0000%
1000-730-398-0000	Garbage and Trash Removal	\$0.00	\$0.00	\$2,255.00	\$0.00	\$2,130.00	\$125.00	94.457%
1000-730-420-0000	Operating Supplies and Materials	\$0.00	\$0.00	\$1,000.00	\$46.43	\$953.57	\$0.00	95.357%
1000-730-431-0000	Repairs and Maintenance of Buildings and Land	\$0.00	\$0.00	\$0.00	\$0.00	\$0.00	\$0.00	0.0000%
1000-730-432-0000	Repairs and Maintenance of Machinery & Equip	\$0.00	\$0.00	\$4,600.00	\$0.00	\$4,265.86	\$334.14	92.736%
1000-730-440-0000	Small Tools and Minor Equipment	\$0.00	\$0.00	\$0.00	\$0.00	\$0.00	\$0.00	0.0000%
1000-730-510-0000	Land and Land Improvements	\$0.00	\$0.00	\$0.00	\$0.00	\$0.00	\$0.00	0.0000%
1000-730-530-0000	Buildings and Other Structures	\$0.00	\$0.00	\$4,500.00	\$0.00	\$3,565.00	\$935.00	79.222%
1000-730-610-0000	D Deposits Refunded	\$0.00	\$0.00	\$0.00	\$0.00	\$0.00	\$0.00	0.0000%
1000-740-344-0000	D Tax Collection Fees	\$0.00	\$0.00	\$1,925.00	\$0.00	\$1,656.51	\$268.49	86.052%
1000-745-342-0000	Auditing Services	\$0.00	\$0.00	\$4,386.00	\$0.00	\$4,381.50	\$4.50	99.897%
1000-750-341-0000	Accounting and Legal Fees	\$0.00	\$0.00	\$0.00	\$0.00	\$0.00	\$0.00	0.0000%
1000-755-349-0000	Other - Professional and Technical Services	\$0.00	\$0.00	\$1,500.00	\$0.00	\$1,217.05	\$282.95	81.137%
1000-790-100-0000	D Personal Services	\$0.00	\$0.00	\$0.00	\$0.00	\$0.00	\$0.00	0.0000%
1000-790-211-0000	D Ohio Public Employees Retirement System	\$0.00	\$0.00	\$0.00	\$0.00	\$0.00	\$0.00	0.0000%
1000-790-213-0000	D Medicare	\$0.00	\$0.00	\$0.00	\$0.00	\$0.00	\$0.00	0.0000%
1000-790-225-0000	D Workers' Compensation	\$0.00	\$0.00	\$0.00	\$0.00	\$0.00	\$0.00	0.0000%
1000-790-252-0000	Travel and Transportation	\$0.00	\$0.00	\$0.00	\$0.00	\$0.00	\$0.00	0.0000%
1000-790-322-0000	Postage	\$0.00	\$0.00	\$206.00	\$6.45	\$197.55	\$0.00	95.898%
1000-790-348-0000	Training Services	\$0.00	\$0.00	\$0.00	\$0.00	\$0.00	\$0.00	0.0000%
1000-790-349-0000	Other - Professional and Technical Services	\$0.00	\$0.00	\$0.00	\$0.00	\$0.00	\$0.00	0.0000%
1000-790-351-0000	Insurance and Bonding	\$0.00	\$0.00	\$620.00	\$0.00	\$620.00	\$0.00	100.0000%
1000-790-391-0000	Dues and Fees	\$0.00	\$0.00	\$0.00	\$0.00	\$0.00	\$0.00	0.0000%
1000-790-394-0000	Machinery, Equipment & Furniture	\$0.00	\$0.00	\$1,824.00	\$0.00	\$1,628.64	\$195.36	89.289%
1000-790-420-0000	Operating Supplies and Materials	\$0.00	\$0.00	\$0.00	\$0.00	\$0.00	\$0.00	0.0000%
1000-790-433-0000	Repairs and Maintenance of Motor Vehicles	\$0.00	\$0.00	\$0.00	\$0.00	\$0.00	\$0.00	0.0000%

Report reflects selected information.

Appropriation Status

By Fund

As Of 12/31/2021

Account Code	Account Name	Reserved for Encumbrance 12/31	Reserved for Encumbrance 12/31 Adjustment	Final Appropriation	Current Reserve for Encumbrance	YTD Expenditures	Unencumbered Balance	YTD % Expenditures
1000-790-440-0000	Small Tools and Minor Equipment	\$0.00	\$0.00	\$0.00	\$0.00	\$0.00	\$0.00	0.000%
1000-790-490-0000	Other - Supplies and Materials	\$0.00	\$0.00	\$0.00	\$0.00	\$0.00	\$0.00	0.000%
1000-790-540-0000	Machinery, Equipment and Furniture	\$0.00	\$0.00	\$0.00	\$0.00	\$0.00	\$0.00	0.000%
1000-790-610-0000	D Deposits Refunded	\$0.00	\$0.00	\$0.00	\$0.00	\$0.00	\$0.00	0.000%
1000-790-640-0000	Payment to Another Political Subdivision	\$0.00	\$0.00	\$50.00	\$0.00	\$10.50	\$39.50	21.000%
1000-800-540-0000	Machinery, Equipment and Furniture	\$0.00	\$0.00	\$200.00	\$0.00	\$0.00	\$200.00	0.000%
1000-910-910-0000	D Transfers - Out	\$0.00	\$0.00	\$0.00	\$0.00	\$0.00	\$0.00	0.000%
1000-990-990-0000	D Other - Other Financing Uses	\$0.00	\$0.00	\$0.00	\$0.00	\$0.00	\$0.00	0.000%
General Fund Total:		\$696.74	\$0.00	\$76,860.50	\$4,014.33	\$62,510.83	\$11,032.08	80.600%

Fund: Street Construction, Maint. and Repair
 Pooled Balance: \$27,398.48
 Non-Pooled Balance: \$0.00
 Total Cash Balance: \$27,398.48

Account Code	Account Name	Reserved for Encumbrance 12/31	Reserved for Encumbrance 12/31 Adjustment	Final Appropriation	Current Reserve for Encumbrance	YTD Expenditures	Unencumbered Balance	YTD % Expenditures
2011-620-100-0000	D Personal Services	\$305.24	\$0.00	\$8,678.85	\$412.59	\$8,485.15	\$86.35	94.446%
2011-620-211-0000	D Ohio Public Employees Retirement System	\$0.00	\$0.00	\$1,198.59	\$0.00	\$1,130.15	\$68.44	94.290%
2011-620-213-0000	D Medicare	\$0.00	\$0.00	\$150.00	\$0.00	\$119.18	\$30.82	79.453%
2011-620-225-0000	D Workers' Compensation	\$0.00	\$0.00	\$117.66	\$0.00	\$117.66	\$0.00	100.000%
2011-620-252-0000	Travel and Transportation	\$0.00	\$0.00	\$187.50	\$0.00	\$0.00	\$187.50	0.000%
2011-620-321-0000	Telephone	\$0.00	\$0.00	\$525.00	\$0.00	\$517.34	\$7.66	98.541%
2011-620-330-0000	Rents and Leases	\$0.00	\$0.00	\$0.00	\$0.00	\$0.00	\$0.00	0.000%
2011-620-349-0000	Other - Professional and Technical Services	\$0.00	\$0.00	\$0.00	\$0.00	\$0.00	\$0.00	0.000%
2011-620-351-0000	Insurance and Bonding	\$0.00	\$0.00	\$2,000.00	\$0.00	\$1,696.22	\$303.78	84.811%
2011-620-393-0000	Motor Vehicles	\$0.00	\$0.00	\$0.00	\$0.00	\$0.00	\$0.00	0.000%
2011-620-394-0000	Machinery, Equipment & Furniture	\$0.00	\$0.00	\$0.00	\$0.00	\$0.00	\$0.00	0.000%
2011-620-396-0000	Streets, Highways, Curbs and Sidewalks	\$0.00	\$0.00	\$0.00	\$0.00	\$0.00	\$0.00	0.000%
2011-620-420-0000	Operating Supplies and Materials	\$0.00	\$0.00	\$800.00	\$0.00	\$766.00	\$34.00	95.750%
2011-620-432-0000	Repairs and Maintenance of Machinery & Equip	\$0.00	\$0.00	\$1,100.00	\$0.00	\$844.48	\$255.52	76.771%
2011-620-433-0000	Repairs and Maintenance of Motor Vehicles	\$0.00	\$0.00	\$500.00	\$61.55	\$438.45	\$0.00	87.690%
2011-620-440-0000	Small Tools and Minor Equipment	\$0.00	\$0.00	\$0.00	\$0.00	\$0.00	\$0.00	0.000%
2011-620-540-0000	Machinery, Equipment and Furniture	\$0.00	\$0.00	\$0.00	\$0.00	\$0.00	\$0.00	0.000%
2011-630-399-0000	Other - Other Contractual Services	\$0.00	\$0.00	\$0.00	\$0.00	\$0.00	\$0.00	0.000%
2011-745-342-0000	Auditing Services	\$0.00	\$0.00	\$0.00	\$0.00	\$0.00	\$0.00	0.000%
2011-800-550-0000	Motor Vehicles	\$0.00	\$0.00	\$0.00	\$0.00	\$0.00	\$0.00	0.000%
Street Construction, Maint. and Repair Fund Total:		\$305.24	\$0.00	\$15,257.60	\$474.14	\$14,114.63	\$974.07	90.694%

Fund: State Highway
 Pooled Balance: \$5,521.65
 Non-Pooled Balance: \$0.00

Report reflects selected information.

Appropriation Status

By Fund
As Of 12/31/2021

Total Cash Balance: \$5,521.65

Account Code	Account Name	Reserved for Encumbrance 12/31	Reserved for Encumbrance 12/31 Adjustment	Final Appropriation	Current Reserve for Encumbrance	YTD Expenditures	Unencumbered Balance	YTD % Expenditures
2021-150-394-0000	Machinery, Equipment & Furniture	\$0.00	\$0.00	\$2,562.50	\$0.00	\$0.00	\$2,562.50	0.000%
2021-620-100-0000	D Personal Services	\$0.00	\$0.00	\$0.00	\$0.00	\$0.00	\$0.00	0.000%
2021-620-211-0000	D Ohio Public Employees Retirement System	\$0.00	\$0.00	\$0.00	\$0.00	\$0.00	\$0.00	0.000%
2021-620-213-0000	D Medicare	\$0.00	\$0.00	\$0.00	\$0.00	\$0.00	\$0.00	0.000%
2021-620-225-0000	D Workers' Compensation	\$0.00	\$0.00	\$12.92	\$0.00	\$12.92	\$0.00	100.000%
2021-620-490-0000	Other - Supplies and Materials	\$0.00	\$0.00	\$487.08	\$0.00	\$0.00	\$487.08	0.000%
2021-745-342-0000	Auditing Services	\$0.00	\$0.00	\$0.00	\$0.00	\$0.00	\$0.00	0.000%
2021-800-555-0000	Streets, Highways, Sidewalks and Curbs	\$0.00	\$0.00	\$0.00	\$0.00	\$0.00	\$0.00	0.000%
State Highway Fund Total:		\$0.00	\$0.00	\$3,062.50	\$0.00	\$12.92	\$3,049.58	0.422%

Fund: Permissive Motor Vehicle License Tax
 Pooled Balance: \$19,969.08
 Non-Pooled Balance: \$0.00
 Total Cash Balance: \$19,969.08

Account Code	Account Name	Reserved for Encumbrance 12/31	Reserved for Encumbrance 12/31 Adjustment	Final Appropriation	Current Reserve for Encumbrance	YTD Expenditures	Unencumbered Balance	YTD % Expenditures
2101-150-394-0000	Machinery, Equipment & Furniture	\$0.00	\$0.00	\$10,250.00	\$0.00	\$0.00	\$10,250.00	0.000%
2101-620-396-0000	Streets, Highways, Curbs and Sidewalks	\$0.00	\$0.00	\$1,000.00	\$0.00	\$0.00	\$1,000.00	0.000%
2101-745-342-0000	Auditing Services	\$0.00	\$0.00	\$0.00	\$0.00	\$0.00	\$0.00	0.000%
2101-800-555-0000	Streets, Highways, Sidewalks and Curbs	\$0.00	\$0.00	\$0.00	\$0.00	\$0.00	\$0.00	0.000%
Permissive Motor Vehicle License Tax Fund Total:		\$0.00	\$0.00	\$11,250.00	\$0.00	\$0.00	\$11,250.00	0.000%

Fund: Coronavirus Relief Fund
 Pooled Balance: \$0.00
 Non-Pooled Balance: \$0.00
 Total Cash Balance: \$0.00

Account Code	Account Name	Reserved for Encumbrance 12/31	Reserved for Encumbrance 12/31 Adjustment	Final Appropriation	Current Reserve for Encumbrance	YTD Expenditures	Unencumbered Balance	YTD % Expenditures
2151-230-310-0000	Utilities	\$0.00	\$0.00	\$0.00	\$0.00	\$0.00	\$0.00	0.000%
2151-230-330-0000	Rents and Leases	\$0.00	\$0.00	\$850.00	\$0.00	\$850.00	\$0.00	100.000%
2151-230-690-0000	Other - Other	\$0.00	\$0.00	\$0.00	\$0.00	\$0.00	\$0.00	0.000%
2151-730-490-0000	Other - Supplies and Materials	\$0.00	\$0.00	\$0.00	\$0.00	\$0.00	\$0.00	0.000%
2151-790-341-0000	Accounting and Legal Fees	\$0.00	\$0.00	\$0.00	\$0.00	\$0.00	\$0.00	0.000%
2151-790-349-0000	Other - Professional and Technical Services	\$0.00	\$0.00	\$0.00	\$0.00	\$0.00	\$0.00	0.000%
2151-790-420-0000	Operating Supplies and Materials	\$0.00	\$0.00	\$277.83	\$0.00	\$277.83	\$0.00	100.000%
2151-790-590-0000	Other - Capital Outlay	\$0.00	\$0.00	\$0.00	\$0.00	\$0.00	\$0.00	0.000%
2151-790-640-0000	Payment to Another Political Subdivision	\$0.00	\$0.00	\$0.00	\$0.00	\$0.00	\$0.00	0.000%

Report reflects selected information.

Appropriation Status

By Fund
As Of 12/31/2021

Account Code	Account Name	Reserved for Encumbrance 12/31	Reserved for Encumbrance 12/31 Adjustment	Final Appropriation	Current Reserve for Encumbrance	YTD Expenditures	Unencumbered Balance	YTD % Expenditures
Coronavirus Relief Fund Total:		\$0.00	\$0.00	\$1,127.83	\$0.00	\$1,127.83	\$0.00	100.0000%

Account Code	Account Name	Reserved for Encumbrance 12/31	Reserved for Encumbrance 12/31 Adjustment	Final Appropriation	Current Reserve for Encumbrance	YTD Expenditures	Unencumbered Balance	YTD % Expenditures
Fund: American Rescue Plan								
	Pooled Balance:	\$15,241.28						
	Non-Pooled Balance:	\$0.00						
	Total Cash Balance:	\$15,241.28						
American Rescue Plan Fund Total:								
	2152-730-490-0000	Other - Supplies and Materials	\$0.00	\$0.00	\$0.00	\$0.00	\$0.00	0.0000%
	2152-790-420-0000	Operating Supplies and Materials	\$0.00	\$0.00	\$0.00	\$0.00	\$0.00	0.0000%
	2152-790-590-0000	Other - Capital Outlay	\$0.00	\$0.00	\$0.00	\$0.00	\$0.00	0.0000%

Account Code	Account Name	Reserved for Encumbrance 12/31	Reserved for Encumbrance 12/31 Adjustment	Final Appropriation	Current Reserve for Encumbrance	YTD Expenditures	Unencumbered Balance	YTD % Expenditures
Fund: Sewer Operating								
	Pooled Balance:	\$196,022.93						
	Non-Pooled Balance:	\$0.00						
	Total Cash Balance:	\$196,022.93						
American Rescue Plan Fund Total:								
	5201-541-131-0000	D Salary - Administrator	\$27.51	\$2,155.08	\$27.48	\$1,800.03	\$355.08	82.472%
	5201-541-211-0000	D Ohio Public Employees Retirement System	\$0.00	\$290.98	\$0.00	\$252.00	\$38.98	86.604%
	5201-541-213-0000	D Medicare	\$0.00	\$50.00	\$0.00	\$26.16	\$23.84	52.320%
	5201-541-225-0000	D Workers' Compensation	\$0.00	\$34.02	\$0.00	\$34.02	\$0.00	100.000%
	5201-542-121-0000	D Salary - Clerk/Treasurer	\$39.21	\$1,612.85	\$38.37	\$1,416.24	\$197.45	85.726%
	5201-542-211-0000	D Ohio Public Employees Retirement System	\$0.00	\$335.98	\$0.00	\$198.12	\$137.86	58.968%
	5201-542-213-0000	D Medicare	\$0.00	\$50.00	\$0.00	\$20.52	\$29.48	41.040%
	5201-542-225-0000	D Workers' Compensation	\$0.00	\$34.02	\$0.00	\$34.02	\$0.00	100.000%
	5201-542-252-0000	Travel and Transportation	\$0.00	\$250.00	\$0.00	\$0.00	\$250.00	0.000%
	5201-542-321-0000	Telephone	\$0.00	\$606.00	\$0.00	\$580.65	\$25.35	95.817%
	5201-542-322-0000	Postage	\$0.00	\$680.00	\$95.75	\$584.25	\$0.00	85.919%
	5201-542-341-0000	Accounting and Legal Fees	\$0.00	\$0.00	\$0.00	\$0.00	\$0.00	0.000%
	5201-542-342-0000	Auditing Services	\$0.00	\$0.00	\$0.00	\$0.00	\$0.00	0.000%
	5201-542-343-0000	Uniform Accounting Network Fees	\$0.00	\$894.00	\$0.00	\$894.00	\$0.00	100.000%
	5201-542-344-0000	D Tax Collection Fees	\$0.00	\$2,420.00	\$0.00	\$2,394.48	\$25.52	98.945%
	5201-542-410-0000	Office Supplies and Materials	\$0.00	\$0.00	\$0.00	\$0.00	\$0.00	0.000%
	5201-542-540-0000	Machinery, Equipment and Furniture	\$0.00	\$0.00	\$0.00	\$0.00	\$0.00	0.000%
	5201-542-590-0000	Other - Capital Outlay	\$0.00	\$200.00	\$0.00	\$0.00	\$200.00	0.000%
	5201-542-690-0000	Other - Other	\$0.00	\$0.00	\$0.00	\$0.00	\$0.00	0.000%
	5201-543-100-0000	D Personal Services	\$604.67	\$22,109.16	\$661.99	\$14,213.18	\$7,838.66	62.575%

Report reflects selected information.

Appropriation Status

By Fund

As Of 12/31/2021

Account Code	Account Name	Reserved for Encumbrance 12/31	Reserved for Encumbrance 12/31 Adjustment	Final Appropriation	Current Reserve for Encumbrance	YTD Expenditures	Unencumbered Balance	YTD % Expenditures
5201-543-211-0000	D Ohio Public Employees Retirement System	\$0.00	\$0.00	\$2,819.67	\$0.00	\$1,859.27	\$960.40	65.939%
5201-543-213-0000	D Medicare	\$0.00	\$0.00	\$600.00	\$0.00	\$209.91	\$390.09	34.985%
5201-543-225-0000	D Workers' Compensation	\$0.00	\$0.00	\$320.33	\$0.00	\$320.33	\$0.00	100.000%
5201-543-252-0000	Travel and Transportation	\$0.00	\$0.00	\$0.00	\$0.00	\$0.00	\$0.00	0.000%
5201-543-311-0000	Electricity	\$0.00	\$0.00	\$2,300.00	\$359.86	\$1,640.14	\$300.00	71.310%
5201-543-312-0000	Water and Sewage	\$0.00	\$0.00	\$33,800.00	\$11,288.00	\$22,512.00	\$0.00	66.604%
5201-543-314-0000	Heating Oil	\$0.00	\$0.00	\$0.00	\$0.00	\$0.00	\$0.00	0.000%
5201-543-321-0000	Telephone	\$0.00	\$0.00	\$300.00	\$0.00	\$300.00	\$0.00	100.000%
5201-543-330-0000	Rents and Leases	\$0.00	\$0.00	\$0.00	\$0.00	\$0.00	\$0.00	0.000%
5201-543-349-0000	Other - Professional and Technical Services	\$0.00	\$0.00	\$2,100.00	\$0.00	\$1,312.50	\$787.50	62.500%
5201-543-351-0000	Insurance and Bonding	\$0.00	\$0.00	\$1,000.00	\$0.00	\$1,000.00	\$0.00	100.000%
5201-543-393-0000	Motor Vehicles	\$0.00	\$0.00	\$0.00	\$0.00	\$0.00	\$0.00	0.000%
5201-543-394-0000	Machinery, Equipment & Furniture	\$0.00	\$0.00	\$58,737.17	\$0.00	\$16,621.09	\$42,116.08	28.297%
5201-543-399-0000	Other - Other Contractual Services	\$0.00	\$0.00	\$2,262.83	\$0.00	\$2,262.83	\$0.00	100.000%
5201-543-410-0000	Office Supplies and Materials	\$0.00	\$0.00	\$500.00	\$0.00	\$260.00	\$240.00	52.000%
5201-543-420-0000	Operating Supplies and Materials	\$0.00	\$0.00	\$1,000.00	\$0.00	\$45.87	\$954.13	4.587%
5201-543-432-0000	Repairs and Maintenance of Machinery & Equip	\$0.00	\$0.00	\$35,000.00	\$898.50	\$6,779.15	\$27,322.35	19.369%
5201-543-440-0000	Small Tools and Minor Equipment	\$0.00	\$0.00	\$1,000.00	\$0.00	\$0.00	\$1,000.00	0.000%
5201-543-490-0000	Other - Supplies and Materials	\$0.00	\$0.00	\$100.00	\$0.00	\$0.00	\$0.00	0.000%
5201-543-510-0000	Land and Land Improvements	\$0.00	\$0.00	\$0.00	\$0.00	\$0.00	\$0.00	0.000%
5201-543-540-0000	Machinery, Equipment and Furniture	\$0.00	\$0.00	\$0.00	\$0.00	\$0.00	\$0.00	0.000%
5201-549-690-0000	Other - Other	\$0.00	\$0.00	\$0.00	\$0.00	\$0.00	\$0.00	0.000%
5201-745-342-0000	Auditing Services	\$0.00	\$0.00	\$8,000.00	\$0.00	\$0.00	\$8,000.00	0.000%
5201-910-910-0000	D Transfers - Out	\$0.00	\$0.00	\$0.00	\$0.00	\$0.00	\$0.00	0.000%
Sewer Operating Fund Total:		\$671.39	\$0.00	\$181,562.09	\$13,369.95	\$77,570.76	\$91,292.77	42.567%

Fund: OPWC Debt (\$18.34)

Pooled Balance: \$0.00

Non-Pooled Balance: \$0.00

Total Cash Balance: \$0.00

Account Code	Account Name	Reserved for Encumbrance 12/31	Reserved for Encumbrance 12/31 Adjustment	Final Appropriation	Current Reserve for Encumbrance	YTD Expenditures	Unencumbered Balance	YTD % Expenditures
5722-850-710-0000	Principal	\$0.00	\$0.00	\$0.00	\$0.00	\$0.00	\$0.00	0.000%
OPWC Debt (\$18.34) Fund Total:		\$0.00	\$0.00	\$0.00	\$0.00	\$0.00	\$0.00	0.000%
Report Total:		\$1,673.37	\$0.00	\$289,120.52	\$17,858.42	\$155,336.97	\$117,598.50	53.418%

Cash Summary by Fund

December 2021

Fund #	Fund Name	Fund Balance 12/1/2021	Fund Balance Adjustments	Revenue (excluding transfers and advances in)	Transfers In	Advances In	Total Fund & Adjustments & Revenue	Expenditures (excluding transfers and advances out)	Transfers Out	Advances Out	Fund Balance 12/31/2021	Non-Pooled Balance	Pooled Balance
1000	General	\$122,186.89	\$0.00	\$5,382.90	\$0.00	\$0.00	\$127,569.79	\$7,654.75	\$0.00	\$0.00	\$119,915.04	\$0.00	\$119,915.04
2011	Street Construction, Maint. and Repa	\$27,899.69	\$0.00	\$1,883.01	\$0.00	\$0.00	\$29,782.70	\$2,384.22	\$0.00	\$0.00	\$27,398.48	\$0.00	\$27,398.48
2021	State Highway	\$5,381.90	\$0.00	\$152.67	\$0.00	\$0.00	\$5,534.57	\$12.92	\$0.00	\$0.00	\$5,521.65	\$0.00	\$5,521.65
2101	Permissive Motor Vehicle License Te	\$19,785.33	\$0.00	\$183.75	\$0.00	\$0.00	\$19,969.08	\$0.00	\$0.00	\$0.00	\$19,969.08	\$0.00	\$19,969.08
2151	Coronavirus Relief Fund	\$277.83	\$0.00	\$0.00	\$0.00	\$0.00	\$277.83	\$277.83	\$0.00	\$0.00	\$0.00	\$0.00	\$0.00
2152	American Rescue Plan	\$15,241.28	\$0.00	\$0.00	\$0.00	\$0.00	\$15,241.28	\$0.00	\$0.00	\$0.00	\$15,241.28	\$0.00	\$15,241.28
5201	Sewer Operating	\$196,188.36	\$0.00	\$9,067.31	\$0.00	\$0.00	\$205,255.67	\$9,232.74	\$0.00	\$0.00	\$196,022.93	\$0.00	\$196,022.93
5722	OPWC Debt (\$18.34)	\$0.00	\$0.00	\$0.00	\$0.00	\$0.00	\$0.00	\$0.00	\$0.00	\$0.00	\$0.00	\$0.00	\$0.00
Report Total:		\$386,961.28	\$0.00	\$16,689.64	\$0.00	\$0.00	\$403,650.92	\$19,562.46	\$0.00	\$0.00	\$384,088.46	\$0.00	\$384,088.46

Last reconciled to bank: 12/31/2021 – Total other adjusting factors: \$0.09

Revenue Status

By Fund
As Of 12/31/2021

Fund: 1000 General

Account Code	Account Name	Final Budget	Revenue	Budget Balance	YTD % Received
1000-110-0000	General Property Tax - Real Estate	\$3,900.00	\$4,144.09	-\$244.09	106.259%
1000-120-0000	Tangible Personal Property Tax	\$0.00	\$0.00	\$0.00	0.000%
1000-130-0000	Municipal Income Tax	\$38,084.00	\$52,894.15	-\$14,810.15	138.888%
1000-211-0000	Local Government Distribution	\$7,900.00	\$13,461.49	-\$5,561.49	170.399%
1000-222-0000	Cigarette Tax	\$0.00	\$0.00	\$0.00	0.000%
1000-224-0000	Liquor and Beer Permit Fees	\$400.00	\$0.00	\$400.00	0.000%
1000-231-0000	Property Tax Allocation	\$0.00	\$0.00	\$0.00	0.000%
1000-419-0000	Other - Federal Receipts	\$0.00	\$0.00	\$0.00	0.000%
1000-429-0000	Other - State Receipts	\$120.00	\$2,620.60	-\$2,500.60	2183.833%
1000-541-0000	Consumer Rent	\$0.00	\$0.00	\$0.00	0.000%
1000-544-0000	Deposits	\$0.00	\$0.00	\$0.00	0.000%
1000-612-0000	Court Fines	\$0.00	\$0.00	\$0.00	0.000%
1000-623-0000	Zoning	\$0.00	\$35.00	-\$35.00	0.000%
1000-701-0000	Interest	\$0.00	\$0.00	\$0.00	0.000%
1000-891-0000	Other - Miscellaneous Operating	\$0.00	\$15.00	-\$15.00	0.000%
1000-892-0000	Other - Miscellaneous Non-Operating	\$0.00	\$936.41	-\$936.41	0.000%
1000-999-0000	Other - Other Financing Sources	\$0.00	\$0.00	\$0.00	0.000%
Fund 1000 Sub-Total:		\$50,404.00	\$74,106.74	-\$23,702.74	147.026%

Revenue Status

By Fund
As Of 12/31/2021

Fund: 2011 Street Construction, Maint. and Repair

Account Code	Account Name	Final Budget	Revenue	Budget Balance	YTD % Received
2011-225-0000	Gasoline Tax (State)	\$9,108.00	\$17,154.62	-\$8,046.62	188.347%
2011-226-0000	License Tax - State Levied	\$1,242.00	\$2,397.75	-\$1,155.75	193.056%
2011-429-0000	Other - State Receipts	\$0.00	\$0.00	\$0.00	0.000%
2011-701-0000	Interest	\$0.00	\$0.00	\$0.00	0.000%
2011-931-0000	Transfers - In	\$0.00	\$0.00	\$0.00	0.000%
2011-999-0000	Other - Other Financing Sources	\$0.00	\$3,283.75	-\$3,283.75	0.000%
Fund 2011 Sub-Total:		\$10,350.00	\$22,836.12	-\$12,486.12	220.639%

Fund: 2021 State Highway

Account Code	Account Name	Final Budget	Revenue	Budget Balance	YTD % Received
2021-225-0000	Gasoline Tax (State)	\$810.00	\$1,390.93	-\$580.93	171.720%
2021-226-0000	License Tax - State Levied	\$135.00	\$194.40	-\$59.40	144.000%
2021-429-0000	Other - State Receipts	\$0.00	\$0.00	\$0.00	0.000%
2021-701-0000	Interest	\$0.00	\$0.00	\$0.00	0.000%
Fund 2021 Sub-Total:		\$945.00	\$1,585.33	-\$640.33	167.760%

Fund: 2101 Permissive Motor Vehicle License Tax

Account Code	Account Name	Final Budget	Revenue	Budget Balance	YTD % Received
2101-150-0000	License Tax - Local Levied by Council	\$1,890.00	\$2,524.45	-\$634.45	133.569%
2101-490-0000	Other - Intergovernmental	\$0.00	\$0.00	\$0.00	0.000%
2101-701-0000	Interest	\$0.00	\$0.00	\$0.00	0.000%
Fund 2101 Sub-Total:		\$1,890.00	\$2,524.45	-\$634.45	133.569%

Revenue Status

By Fund
As Of 12/31/2021

Fund: 2151 Coronavirus Relief Fund

Account Code	Account Name	Final Budget	Revenue	Budget Balance	YTD % Received
2151-411-0000	Federal - Restricted	\$0.00	\$0.00	\$0.00	0.0000%
Fund 2151 Sub-Total:		\$0.00	\$0.00	\$0.00	0.0000%

Fund: 2152 American Rescue Plan

Account Code	Account Name	Final Budget	Revenue	Budget Balance	YTD % Received
2152-411-0000	Federal - Restricted	\$0.00	\$15,241.28	-\$15,241.28	0.0000%
Fund 2152 Sub-Total:		\$0.00	\$15,241.28	-\$15,241.28	0.0000%

Fund: 5201 Sewer Operating

Account Code	Account Name	Final Budget	Revenue	Budget Balance	YTD % Received
5201-429-0000	Other - State Receipts	\$0.00	\$0.00	\$0.00	0.0000%
5201-541-0000	Consumer Rent	\$130,050.00	\$142,358.37	-\$12,308.37	109.464%
5201-891-0000	Other - Miscellaneous Operating	\$0.00	\$0.00	\$0.00	0.0000%
5201-892-0000	Other - Miscellaneous Non-Operating	\$0.00	\$0.00	\$0.00	0.0000%
5201-931-0000	Transfers - In	\$0.00	\$0.00	\$0.00	0.0000%
Fund 5201 Sub-Total:		\$130,050.00	\$142,358.37	-\$12,308.37	109.464%

Revenue Status

By Fund

As Of 12/31/2021

Fund: 5722 OPWC Debt (\$18.34)

Account Code	Account Name	Final Budget	Revenue	Budget Balance	YTD % Received
5722-541-0000	Consumer Rent	\$0.00	\$0.00	\$0.00	0.000%
5722-931-0000	Transfers - In	\$0.00	\$0.00	\$0.00	0.000%
Fund 5722 Sub-Total:		\$0.00	\$0.00	\$0.00	0.000%
Report Total:		\$193,639.00	\$258,652.29	-\$65,013.29	133.574%

Payment Listing

December 2021

Payment Advice #	Post Date	Transaction Date	Type	Vendor / Payee	Amount	Status
147-2021	12/27/2021	12/27/2021	EW	Ohio Public Employees Retirement System	\$1,243.13	V
147-2021	12/27/2021	01/06/2022	EW	Ohio Public Employees Retirement System	-\$1,243.13	V
150-2021	12/23/2021	01/05/2022	CH	Wex Bank	\$10.00	C
151-2021	12/24/2021	01/05/2022	CH	Ohio Bureau of Workers' Compensation	\$349.00	C
152-2021	12/29/2021	01/06/2022	EW	Ohio Public Employees Retirement System	\$1,203.53	C
11042	01/30/2021	01/30/2021	AW	Woodstock Post Master	\$49.00 *	V
11042	12/30/2021	12/30/2021	AW	Woodstock Post Master	-\$49.00	V
11228	12/02/2021	12/02/2021	AW	Frontier	\$187.47	C
11229	12/02/2021	12/02/2021	AW	Dayton Power & Light	\$463.05	C
11230	12/02/2021	12/02/2021	AW	Meters & Controls Co., Inc	\$4,916.00	C
11231	12/03/2021	12/02/2021	PR	Ronald L Moore	\$1,499.64	C
11232	12/02/2021	12/02/2021	AW	Del-Mar Tree Service, LLC	\$2,800.00	C
11233	12/02/2021	12/02/2021	AW	Ohio Municipal League	\$235.00	C
11234	12/02/2021	12/02/2021	AW	Paul Zizzo	\$150.73	C
11235	12/03/2021	12/03/2021	AW	Treasurer of State	\$447.00	C
11236	12/03/2021	12/03/2021	AW	Village of North Lewisburg	\$1,876.00	O
11237	12/03/2021	12/03/2021	AW	Woodstock Post Master	\$56.00	C
11238	12/03/2021	12/03/2021	AW	Ronald Moore	\$25.00	C
11239	12/13/2021	12/12/2021	PR	Thomas Belcher	\$48.14	O
11240	12/13/2021	12/12/2021	PR	Melinda L. Current	\$147.42	C
11241	12/13/2021	12/12/2021	PR	PHILLIP GARLAND	\$150.68	C
11242	12/13/2021	12/12/2021	PR	JACQUELYN L HAYES	\$135.67	C
11243	12/13/2021	12/12/2021	PR	Rochelle Morgan	\$47.04	C
11244	12/13/2021	12/12/2021	PR	James J. Weidner	\$150.68	C
11245	12/13/2021	12/12/2021	PR	Paul R Zizzo	\$150.73	C
11246	12/27/2021	12/27/2021	PR	Ronald L Moore	\$248.67	O
11247	12/31/2021	12/27/2021	PR	Thomas M. Hallinan	\$486.43	O
11248	12/31/2021	12/27/2021	PR	BRADLEY G HERRON	\$261.68	O
11249	12/27/2021	12/27/2021	AW	Frontier	\$185.25	O
11250	12/27/2021	12/27/2021	AW	Dayton Power & Light	\$496.76	O
11251	12/27/2021	12/27/2021	AW	Nationwide Insurance Company	\$449.21	O
11252	12/28/2021	12/28/2021	AW	Quill	\$323.70	O
11253	12/29/2021	12/29/2021	WS	Thomas Belcher	\$16.50	O
11254	12/31/2021	12/31/2021	PR	Ronald L Moore	\$1,008.79	O
11255	12/31/2021	12/31/2021	PR	Ronald L Moore	\$958.37	O
Total Payments:					\$19,435.14	
Total Conversion Vouchers:					\$0.00	
Total Less Conversion Vouchers:					\$19,435.14	

Type: AM - Accounting Manual Warrant, AW - Accounting Warrant, IM - Investment Manual Warrant, IW - Investment Warrant, PM - Payroll Manual Warrant, PR - Payroll Warrant, RW - Reduction of Receipt Warrant, SW - Skipped Warrant, WH - Withholding Warrant, WM - Withholding Manual, WS - Special Warrant, CH - Electronic Payment Advice, IL - Investment Loss, EP - Payroll EFT Voucher, CV - Payroll Conversion Voucher, SV - Payroll Special Voucher, EW - Withholding Voucher, POS ADJ - Positive Adjustment, NEG ADJ - Negative Adjustment, POS REAL - Positive Reallocation, NEG REAL - Negative Reallocation

Status: O - Outstanding, C - Cleared, V - Voided, B - Batch