

Bank Reconciliation

Reconciled Date 12/31/2020

Posted 1/11/2021 7:11:33 AM




Prior UAN Balance:		\$331,952.45
Receipts:	+	\$19,668.12
Payments:	-	\$70,851.46
Adjustments:	+	<u>-\$166.70</u>
Current UAN Balance as of 12/31/2020:		\$280,602.41
Other Adjusting Factors:	+	<u>\$0.09</u>
Adjusted UAN Balance as of 12/31/2020:		<u><u>\$280,602.50</u></u>
Entered Bank Balances as of 12/31/2020:		\$343,000.31
Deposits in Transit:	+	\$0.00
Outstanding Payments:	-	\$62,397.81
Outstanding Adjustments:	+	\$0.00
Other Adjusting Factors:	+	<u>\$0.00</u>
Adjusted Bank Balances as of 12/31/2020:		<u><u>\$280,602.50</u></u>

Balances Reconciled

Reconciliation Notes

Receipts Not In UAN: \$0.09

Governing Board Signatures

There are no outstanding receipts as of 12/31/2020.

There are no outstanding adjustments as of 12/31/2020.

Bank Balances

Reconciled Date 12/31/2020

Posted 1/11/2021 7:11:33 AM

<u>Type</u>	<u>Name</u>	<u>Number</u>	<u>Prior Bank Balance</u>	<u>Calculated Bank Balance</u>	<u>Entered Bank Balance</u>	<u>Difference</u>
Primary	PRIMARY		\$352,419.31	\$342,833.61	\$343,000.31	\$166.70
Investment	ESCROW		\$0.00	\$0.00	\$0.00	\$0.00
Total:			<u>\$352,419.31</u>	<u>\$342,833.61</u>	<u>\$343,000.31</u>	<u>\$166.70</u>

Outstanding Payments

Reconciled Date 12/31/2020

Posted 1/11/2021 7:11:33 AM

Account	Type	Payment #	Post Date	Vendor / Payee	Amount
PRIMARY	Warrant	10872	06/18/2020	Treasurer of State OPWC	\$13,815.42
PRIMARY	Warrant	10920	09/14/2020	Paul R Zizzo	\$150.73
PRIMARY	Warrant	10944	10/08/2020	Village of North Lewisburg	\$1,876.00
PRIMARY	Warrant	10950	10/18/2020	Ronald Moore	\$25.00
PRIMARY	Warrant	10971	11/08/2020	Village of North Lewisburg	\$1,876.00
PRIMARY	Warrant	10972	11/08/2020	Ronald Moore	\$25.00
PRIMARY	Warrant	10973	11/20/2020	Ronald L Moore	\$1,238.35
PRIMARY	Warrant	10984	12/04/2020	Ronald L Moore	\$1,553.96
PRIMARY	Warrant	10985	12/02/2020	Ronald Moore	\$25.00
PRIMARY	Warrant	10988	12/02/2020	Village of North Lewisburg	\$1,876.00
PRIMARY	Warrant	10991	12/06/2020	Nationwide Insurance Company	\$420.99
PRIMARY	Warrant	10996	12/14/2020	Rochelle Morgan	\$47.04
PRIMARY	Warrant	11001	12/21/2020	Quill	\$750.47
PRIMARY	Warrant	11003	12/23/2020	Ronald L Moore	\$177.62
PRIMARY	Warrant	11006	12/23/2020	Miller Woodworking	\$500.00
PRIMARY	Warrant	11007	12/28/2020	Foust Plumbing and Heating, Inc.	\$900.00
PRIMARY	Warrant	11008	12/28/2020	Quill	\$679.99
PRIMARY	Warrant	11009	12/28/2020	Woodstock Post Master	\$49.00
PRIMARY	Warrant	11010	12/31/2020	BRADLEY G HERRON	\$261.65
PRIMARY	Warrant	11011	12/31/2020	Thomas M. Hallinan	\$485.06
PRIMARY	Warrant	11012	12/29/2020	Crane Pumps and Systems	\$2,850.00
PRIMARY	Warrant	11014	12/29/2020	Quill	\$456.31
PRIMARY	Warrant	11015	12/30/2020	Dayton Power & Light	\$422.22
PRIMARY	Warrant	11016	12/30/2020	Woodstock Post Master	\$55.00
PRIMARY	Warrant	11017	12/30/2020	Michael Dixon	\$700.00
PRIMARY	Warrant	11018	12/30/2020	A&A Safety, Inc.	\$30,900.00
PRIMARY	Warrant	11019	12/31/2020	Clemens Electric, Ltd	\$281.00
					\$62,397.81

Appropriation Status
By Fund

As Of 12/31/2020

Account Code	Account Name	Reserved for Encumbrance 12/31	Reserved for Encumbrance 12/31 Adjustment	Final Appropriation	Current Reserve for Encumbrance	YTD Expenditures	Unencumbered Balance	YTD % Expenditures
Fund: General								
Pooled Balance:	\$108,168.40						\$679.06	77.365%
Non-Pooled Balance:	\$0.00						\$2,486.87	26.857%
Total Cash Balance:	\$108,168.40						\$493.98	84.150%
1000-130-311-0000	Electricity	\$0.00	\$0.00	\$3,000.00	\$0.00	\$2,320.94	\$679.06	77.365%
1000-210-344-0000	D Tax Collection Fees	\$0.00	\$0.00	\$3,400.00	\$0.00	\$913.13	\$2,486.87	26.857%
1000-320-100-0000	D Personal Services	\$22.48	\$0.00	\$3,422.48	\$52.04	\$2,898.94	\$493.98	84.150%
1000-320-211-0000	D Ohio Public Employees Retirement System	\$0.00	\$0.00	\$480.00	\$0.00	\$409.99	\$70.01	85.415%
1000-320-213-0000	D Medicare	\$0.00	\$0.00	\$100.00	\$0.00	\$39.09	\$60.91	39.090%
1000-320-225-0000	D Workers' Compensation	\$0.00	\$0.00	\$30.00	\$0.00	\$18.91	\$11.09	63.033%
1000-320-311-0000	Electricity	\$0.00	\$0.00	\$600.00	\$0.00	\$403.00	\$197.00	67.167%
1000-320-353-0000	Liability Insurance Premiums	\$0.00	\$0.00	\$300.00	\$0.00	\$144.77	\$155.23	48.257%
1000-320-420-0000	Operating Supplies and Materials	\$0.00	\$0.00	\$300.00	\$0.00	\$0.00	\$300.00	0.000%
1000-320-431-0000	Repairs and Maintenance of Buildings and Land	\$0.00	\$0.00	\$3,000.00	\$0.00	\$0.00	\$3,000.00	0.000%
1000-320-432-0000	Repairs and Maintenance of Machinery & Equip	\$0.00	\$0.00	\$3,500.00	\$0.00	\$126.50	\$3,373.50	3.614%
1000-320-440-0000	Small Tools and Minor Equipment	\$0.00	\$0.00	\$500.00	\$0.00	\$479.99	\$20.01	95.998%
1000-320-540-0000	Machinery, Equipment and Furniture	\$0.00	\$0.00	\$0.00	\$0.00	\$0.00	\$0.00	0.000%
1000-390-650-0000	Contributions to Other Organizations	\$0.00	\$0.00	\$225.00	\$0.00	\$0.00	\$225.00	0.000%
1000-410-320-0000	Communications, Printing and Advertising	\$0.00	\$0.00	\$0.00	\$0.00	\$0.00	\$0.00	0.000%
1000-410-349-0000	Other - Professional and Technical Services	\$0.00	\$0.00	\$0.00	\$0.00	\$0.00	\$0.00	0.000%
1000-710-161-0000	D Salary - Mayor	\$76.20	\$0.00	\$3,451.20	\$309.34	\$3,216.86	\$1.20	91.196%
1000-710-211-0000	D Ohio Public Employees Retirement System	\$0.00	\$0.00	\$360.00	\$0.00	\$288.87	\$71.13	80.242%
1000-710-213-0000	D Medicare	\$0.00	\$0.00	\$50.00	\$0.00	\$37.59	\$12.41	75.180%
1000-710-225-0000	D Workers' Compensation	\$0.00	\$0.00	\$30.00	\$0.00	\$22.73	\$7.27	75.767%
1000-710-252-0000	Travel and Transportation	\$0.00	\$0.00	\$380.00	\$0.00	\$0.00	\$380.00	0.000%
1000-710-348-0000	Training Services	\$0.00	\$0.00	\$200.00	\$0.00	\$0.00	\$200.00	0.000%
1000-715-111-0000	D Salaries - Council	\$77.56	\$0.00	\$4,277.56	\$87.92	\$3,729.64	\$537.56	85.638%
1000-715-211-0000	D Ohio Public Employees Retirement System	\$0.00	\$0.00	\$300.00	\$0.00	\$146.30	\$153.70	48.767%
1000-715-212-0000	D Social Security	\$0.00	\$0.00	\$300.00	\$0.00	\$163.68	\$136.32	54.560%
1000-715-213-0000	D Medicare	\$0.00	\$0.00	\$100.00	\$0.00	\$52.64	\$47.36	52.640%
1000-715-225-0000	D Workers' Compensation	\$0.00	\$0.00	\$0.00	\$0.00	\$0.00	\$0.00	0.000%
1000-715-252-0000	Travel and Transportation	\$0.00	\$0.00	\$0.00	\$0.00	\$0.00	\$0.00	0.000%
1000-715-348-0000	Training Services	\$0.00	\$0.00	\$150.00	\$0.00	\$0.00	\$150.00	0.000%
1000-715-391-0000	Dues and Fees	\$0.00	\$0.00	\$0.00	\$0.00	\$0.00	\$0.00	0.000%
1000-725-121-0000	D Salary - Clerk/Treasurer	\$154.58	\$0.00	\$6,904.58	\$156.86	\$5,659.08	\$1,243.22	80.166%
1000-725-211-0000	D Ohio Public Employees Retirement System	\$0.00	\$0.00	\$950.00	\$0.00	\$796.54	\$153.46	83.846%
1000-725-212-0000	D Social Security	\$0.00	\$0.00	\$0.00	\$0.00	\$0.00	\$0.00	0.000%
1000-725-213-0000	D Medicare	\$0.00	\$0.00	\$85.00	\$0.00	\$82.08	\$2.92	96.565%
1000-725-225-0000	D Workers' Compensation	\$0.00	\$0.00	\$65.00	\$0.00	\$56.71	\$8.29	87.246%
1000-725-240-0000	D Unemployment Compensation	\$0.00	\$0.00	\$110.00	\$0.00	\$0.00	\$110.00	0.000%
1000-725-252-0000	Travel and Transportation	\$0.00	\$0.00	\$60.00	\$0.00	\$0.00	\$60.00	0.000%
1000-725-320-0000	Communications, Printing and Advertising	\$0.00	\$0.00	\$200.00	\$0.00	\$67.04	\$132.96	33.520%

Appropriation Status

By Fund

As Of 12/31/2020

Account Code	Account Name	Reserved for Encumbrance 12/31	Reserved for Encumbrance 12/31 Adjustment	Final Appropriation	Current Reserve for Encumbrance	YTD Expenditures	Unencumbered Balance	YTD % Expenditures
1000-725-343-0000	Uniform Accounting Network Fees	\$0.00	\$0.00	\$975.00	\$0.00	\$975.00	\$0.00	100.0000%
1000-725-348-0000	Training Services	\$0.00	\$0.00	\$175.00	\$0.00	\$0.00	\$175.00	0.0000%
1000-725-354-0000	Fidelity Bond Premiums	\$0.00	\$0.00	\$110.00	\$0.00	\$100.00	\$10.00	90.9090%
1000-725-391-0000	Dues and Fees	\$0.00	\$0.00	\$235.00	\$0.00	\$235.00	\$0.00	100.0000%
1000-725-410-0000	Office Supplies and Materials	\$0.00	\$0.00	\$600.00	\$0.00	\$480.51	\$119.49	80.0850%
1000-730-100-0000	D Personal Services	\$114.38	\$0.00	\$5,114.38	\$90.58	\$4,174.80	\$963.38	79.8430%
1000-730-211-0000	D Ohio Public Employees Retirement System	\$0.00	\$0.00	\$700.00	\$0.00	\$634.90	\$65.10	90.7000%
1000-730-212-0000	D Social Security	\$0.00	\$0.00	\$0.00	\$0.00	\$0.00	\$0.00	0.0000%
1000-730-213-0000	D Medicare	\$0.00	\$0.00	\$90.00	\$0.00	\$62.22	\$27.78	69.1330%
1000-730-225-0000	D Workers' Compensation	\$0.00	\$0.00	\$45.00	\$0.00	\$37.82	\$7.18	84.0440%
1000-730-252-0000	Travel and Transportation	\$0.00	\$0.00	\$0.00	\$0.00	\$0.00	\$0.00	0.0000%
1000-730-311-0000	Electricity	\$0.00	\$0.00	\$2,500.00	\$0.00	\$1,597.66	\$902.34	63.9060%
1000-730-314-0000	Heating Oil	\$0.00	\$0.00	\$1,200.00	\$0.00	\$570.56	\$629.44	47.5470%
1000-730-321-0000	Telephone	\$0.00	\$0.00	\$743.51	\$0.00	\$743.51	\$0.00	100.0000%
1000-730-329-0000	Other-Communications, Printing & Advertising	\$0.00	\$0.00	\$0.00	\$0.00	\$0.00	\$0.00	0.0000%
1000-730-349-0000	Other - Professional and Technical Services	\$0.00	\$0.00	\$956.49	\$0.00	\$610.00	\$346.49	63.7750%
1000-730-353-0000	Liability Insurance Premiums	\$0.00	\$0.00	\$400.00	\$0.00	\$400.00	\$0.00	100.0000%
1000-730-392-0000	Buildings and Other Structures	\$0.00	\$0.00	\$995.00	\$0.00	\$100.00	\$895.00	10.0500%
1000-730-394-0000	Machinery, Equipment & Furniture	\$0.00	\$0.00	\$0.00	\$0.00	\$0.00	\$0.00	0.0000%
1000-730-398-0000	Garbage and Trash Removal	\$0.00	\$0.00	\$2,505.00	\$0.00	\$2,120.00	\$385.00	84.6310%
1000-730-420-0000	Operating Supplies and Materials	\$0.00	\$0.00	\$1,000.00	\$0.00	\$606.66	\$393.34	60.6660%
1000-730-431-0000	Repairs and Maintenance of Buildings and Land	\$0.00	\$0.00	\$1,500.00	\$0.00	\$20.00	\$1,480.00	1.3330%
1000-730-432-0000	Repairs and Maintenance of Machinery & Equip	\$0.00	\$0.00	\$1,600.00	\$0.00	\$696.50	\$903.50	43.5310%
1000-730-440-0000	Small Tools and Minor Equipment	\$0.00	\$0.00	\$0.00	\$0.00	\$0.00	\$0.00	0.0000%
1000-730-510-0000	Land and Land Improvements	\$0.00	\$0.00	\$0.00	\$0.00	\$0.00	\$0.00	0.0000%
1000-730-530-0000	Buildings and Other Structures	\$0.00	\$0.00	\$4,500.00	\$0.00	\$0.00	\$4,500.00	0.0000%
1000-730-610-0000	D Deposits Refunded	\$0.00	\$0.00	\$0.00	\$0.00	\$0.00	\$0.00	0.0000%
1000-740-344-0000	D Tax Collection Fees	\$0.00	\$0.00	\$3,000.00	\$0.00	\$1,479.03	\$1,520.97	49.3010%
1000-745-342-0000	Auditing Services	\$0.00	\$0.00	\$0.00	\$0.00	\$0.00	\$0.00	0.0000%
1000-750-341-0000	Accounting and Legal Fees	\$0.00	\$0.00	\$1,500.00	\$0.00	\$240.00	\$1,260.00	16.0000%
1000-755-349-0000	Other - Professional and Technical Services	\$0.00	\$0.00	\$0.00	\$0.00	\$0.00	\$0.00	0.0000%
1000-790-100-0000	D Personal Services	\$0.00	\$0.00	\$0.00	\$0.00	\$0.00	\$0.00	0.0000%
1000-790-211-0000	D Ohio Public Employees Retirement System	\$0.00	\$0.00	\$0.00	\$0.00	\$0.00	\$0.00	0.0000%
1000-790-213-0000	D Medicare	\$0.00	\$0.00	\$0.00	\$0.00	\$0.00	\$0.00	0.0000%
1000-790-225-0000	D Workers' Compensation	\$0.00	\$0.00	\$0.00	\$0.00	\$0.00	\$0.00	0.0000%
1000-790-252-0000	Travel and Transportation	\$0.00	\$0.00	\$0.00	\$0.00	\$0.00	\$0.00	0.0000%
1000-790-322-0000	Postage	\$0.00	\$0.00	\$250.00	\$0.00	\$241.00	\$9.00	96.4000%
1000-790-348-0000	Training Services	\$0.00	\$0.00	\$0.00	\$0.00	\$0.00	\$0.00	0.0000%
1000-790-349-0000	Other - Professional and Technical Services	\$0.00	\$0.00	\$0.00	\$0.00	\$0.00	\$0.00	0.0000%
1000-790-351-0000	Insurance and Bonding	\$0.00	\$0.00	\$500.00	\$0.00	\$500.00	\$0.00	100.0000%
1000-790-391-0000	Dues and Fees	\$0.00	\$0.00	\$235.00	\$0.00	\$235.00	\$0.00	100.0000%
1000-790-394-0000	Machinery, Equipment & Furniture	\$0.00	\$0.00	\$65.00	\$0.00	\$0.00	\$65.00	0.0000%
1000-790-420-0000	Operating Supplies and Materials	\$0.00	\$0.00	\$0.00	\$0.00	\$0.00	\$0.00	0.0000%
1000-790-433-0000	Repairs and Maintenance of Motor Vehicles	\$0.00	\$0.00	\$0.00	\$0.00	\$0.00	\$0.00	0.0000%

Report reflects selected information.

Appropriation Status

By Fund

As Of 12/31/2020

Account Code	Account Name	Reserved for Encumbrance 12/31	Reserved for Encumbrance 12/31 Adjustment	Final Appropriation	Current Reserve for Encumbrance	YTD Expenditures	Unencumbered Balance	YTD % Expenditures
1000-790-440-0000	Small Tools and Minor Equipment	\$0.00	\$0.00	\$0.00	\$0.00	\$0.00	\$0.00	0.000%
1000-790-490-0000	Other - Supplies and Materials	\$0.00	\$0.00	\$0.00	\$0.00	\$0.00	\$0.00	0.000%
1000-790-540-0000	Machinery, Equipment and Furniture	\$0.00	\$0.00	\$0.00	\$0.00	\$0.00	\$0.00	0.000%
1000-790-610-0000	D Deposits Refunded	\$0.00	\$0.00	\$0.00	\$0.00	\$0.00	\$0.00	0.000%
1000-790-640-0000	Payment to Another Political Subdivision	\$0.00	\$0.00	\$50.00	\$0.00	\$15.75	\$34.25	31.500%
1000-800-540-0000	Machinery, Equipment and Furniture	\$0.00	\$0.00	\$200.00	\$0.00	\$0.00	\$200.00	0.000%
1000-910-910-0000	D Transfers - Out	\$0.00	\$0.00	\$65,000.00	\$0.00	\$56,000.00	\$9,000.00	86.154%
1000-990-990-0000	D Other - Other Financing Uses	\$0.00	\$0.00	\$0.00	\$0.00	\$0.00	\$0.00	0.000%
General Fund Total:		\$445.20	\$0.00	\$135,075.20	\$696.74	\$94,950.94	\$39,872.72	70.064%

Fund: Street Construction, Maint. and Repair
 Pooled Balance: \$18,676.99
 Non-Pooled Balance: \$0.00
 Total Cash Balance: \$18,676.99

Account Code	Account Name	Reserved for Encumbrance 12/31	Reserved for Encumbrance 12/31 Adjustment	Final Appropriation	Current Reserve for Encumbrance	YTD Expenditures	Unencumbered Balance	YTD % Expenditures
2011-620-100-0000	D Personal Services	\$164.81	\$0.00	\$11,164.81	\$305.24	\$5,339.57	\$5,684.81	47.129%
2011-620-211-0000	D Ohio Public Employees Retirement System	\$0.00	\$0.00	\$1,680.00	\$0.00	\$769.44	\$910.56	45.800%
2011-620-213-0000	D Medicare	\$0.00	\$0.00	\$200.00	\$0.00	\$65.60	\$134.40	32.800%
2011-620-225-0000	D Workers' Compensation	\$0.00	\$0.00	\$75.00	\$0.00	\$64.19	\$10.81	85.587%
2011-620-252-0000	Travel and Transportation	\$0.00	\$0.00	\$250.00	\$0.00	\$104.34	\$145.66	41.736%
2011-620-321-0000	Telephone	\$0.00	\$0.00	\$743.50	\$0.00	\$743.50	\$0.00	100.000%
2011-620-330-0000	Rents and Leases	\$0.00	\$0.00	\$0.00	\$0.00	\$0.00	\$0.00	0.000%
2011-620-349-0000	Other - Professional and Technical Services	\$0.00	\$0.00	\$0.00	\$0.00	\$0.00	\$0.00	0.000%
2011-620-351-0000	Insurance and Bonding	\$0.00	\$0.00	\$2,556.50	\$0.00	\$1,884.45	\$672.05	73.712%
2011-620-393-0000	Motor Vehicles	\$0.00	\$0.00	\$0.00	\$0.00	\$0.00	\$0.00	0.000%
2011-620-394-0000	Machinery, Equipment & Furniture	\$0.00	\$0.00	\$0.00	\$0.00	\$0.00	\$0.00	0.000%
2011-620-396-0000	Streets, Highways, Curbs and Sidewalks	\$0.00	\$0.00	\$0.00	\$0.00	\$0.00	\$0.00	0.000%
2011-620-420-0000	Operating Supplies and Materials	\$0.00	\$0.00	\$300.00	\$0.00	\$270.76	\$29.24	90.253%
2011-620-432-0000	Repairs and Maintenance of Machinery & Equip	\$0.00	\$0.00	\$0.00	\$0.00	\$0.00	\$0.00	0.000%
2011-620-433-0000	Repairs and Maintenance of Motor Vehicles	\$0.00	\$0.00	\$500.00	\$0.00	\$383.48	\$116.52	76.696%
2011-620-440-0000	Small Tools and Minor Equipment	\$0.00	\$0.00	\$0.00	\$0.00	\$0.00	\$0.00	0.000%
2011-620-540-0000	Machinery, Equipment and Furniture	\$0.00	\$0.00	\$65,000.00	\$0.00	\$57,246.73	\$7,753.27	88.072%
2011-630-399-0000	Other - Other Contractual Services	\$0.00	\$0.00	\$0.00	\$0.00	\$0.00	\$0.00	0.000%
2011-745-342-0000	Auditing Services	\$0.00	\$0.00	\$0.00	\$0.00	\$0.00	\$0.00	0.000%
2011-800-550-0000	Motor Vehicles	\$0.00	\$0.00	\$0.00	\$0.00	\$0.00	\$0.00	0.000%
Street Construction, Maint. and Repair Fund Total:		\$164.81	\$0.00	\$82,469.81	\$305.24	\$66,872.06	\$15,457.32	80.925%

Fund: State Highway
 Pooled Balance: \$3,949.24
 Non-Pooled Balance: \$0.00

Report reflects selected information.

Appropriation Status

By Fund
As Of 12/31/2020

Total Cash Balance: \$3,949.24

Account Code	Account Name	Reserved for Encumbrance 12/31	Reserved for Encumbrance 12/31 Adjustment	Final Appropriation	Current Reserve for Encumbrance	YTD Expenditures	Unencumbered Balance	YTD % Expenditures
2021-150-394-0000	Machinery, Equipment & Furniture	\$0.00	\$0.00	\$10,250.00	\$0.00	\$10,225.00	\$25.00	99.756%
2021-620-100-0000	D Personal Services	\$0.00	\$0.00	\$0.00	\$0.00	\$0.00	\$0.00	0.000%
2021-620-211-0000	D Ohio Public Employees Retirement System	\$0.00	\$0.00	\$70.00	\$0.00	\$0.00	\$70.00	0.000%
2021-620-213-0000	D Medicare	\$0.00	\$0.00	\$10.00	\$0.00	\$0.00	\$10.00	0.000%
2021-620-225-0000	D Workers' Compensation	\$0.00	\$0.00	\$30.00	\$0.00	\$26.53	\$3.47	88.433%
2021-620-490-0000	Other - Supplies and Materials	\$0.00	\$0.00	\$1,000.00	\$0.00	\$0.00	\$1,000.00	0.000%
2021-745-342-0000	Auditing Services	\$0.00	\$0.00	\$0.00	\$0.00	\$0.00	\$0.00	0.000%
2021-800-555-0000	Streets, Highways, Sidewalks and Curbs	\$0.00	\$0.00	\$0.00	\$0.00	\$0.00	\$0.00	0.000%
State Highway Fund Total:		\$0.00	\$0.00	\$11,360.00	\$0.00	\$10,251.53	\$1,108.47	90.242%

Fund: Permissive Motor Vehicle License Tax
 Pooled Balance: \$17,444.63
 Non-Pooled Balance: \$0.00
 Total Cash Balance: \$17,444.63

Account Code	Account Name	Reserved for Encumbrance 12/31	Reserved for Encumbrance 12/31 Adjustment	Final Appropriation	Current Reserve for Encumbrance	YTD Expenditures	Unencumbered Balance	YTD % Expenditures
2101-150-394-0000	Machinery, Equipment & Furniture	\$0.00	\$0.00	\$10,250.00	\$0.00	\$10,225.00	\$25.00	99.756%
2101-620-396-0000	Streets, Highways, Curbs and Sidewalks	\$0.00	\$0.00	\$1,000.00	\$0.00	\$0.00	\$1,000.00	0.000%
2101-745-342-0000	Auditing Services	\$0.00	\$0.00	\$0.00	\$0.00	\$0.00	\$0.00	0.000%
2101-800-555-0000	Streets, Highways, Sidewalks and Curbs	\$0.00	\$0.00	\$0.00	\$0.00	\$0.00	\$0.00	0.000%
Permissive Motor Vehicle License Tax Fund Total:		\$0.00	\$0.00	\$11,250.00	\$0.00	\$10,225.00	\$1,025.00	90.889%

Fund: Coronavirus Relief Fund
 Pooled Balance: \$1,127.83
 Non-Pooled Balance: \$0.00
 Total Cash Balance: \$1,127.83

Account Code	Account Name	Reserved for Encumbrance 12/31	Reserved for Encumbrance 12/31 Adjustment	Final Appropriation	Current Reserve for Encumbrance	YTD Expenditures	Unencumbered Balance	YTD % Expenditures
2151-230-310-0000	Utilities	\$0.00	\$0.00	\$100.00	\$0.00	\$0.00	\$100.00	0.000%
2151-230-330-0000	Rents and Leases	\$0.00	\$0.00	\$700.00	\$0.00	\$700.00	\$0.00	100.000%
2151-230-690-0000	Other - Other	\$0.00	\$0.00	\$0.00	\$0.00	\$0.00	\$0.00	0.000%
2151-730-490-0000	Other - Supplies and Materials	\$0.00	\$0.00	\$0.00	\$0.00	\$0.00	\$0.00	0.000%
2151-790-341-0000	Accounting and Legal Fees	\$0.00	\$0.00	\$0.00	\$0.00	\$0.00	\$0.00	0.000%
2151-790-349-0000	Other - Professional and Technical Services	\$0.00	\$0.00	\$2,000.00	\$0.00	\$1,590.90	\$409.10	79.545%
2151-790-420-0000	Other - Supplies and Materials	\$0.00	\$0.00	\$3,800.00	\$0.00	\$3,206.87	\$593.13	84.391%
2151-790-590-0000	Other - Capital Outlay	\$0.00	\$0.00	\$31,825.60	\$0.00	\$31,800.00	\$25.60	99.920%
2151-790-640-0000	Payment to Another Political Subdivision	\$0.00	\$0.00	\$0.00	\$0.00	\$0.00	\$0.00	0.000%

Report reflects selected information.

Appropriation Status

By Fund

As Of 12/31/2020

Account Code	Account Name	Reserved for Encumbrance 12/31	Reserved for Encumbrance 12/31 Adjustment	Final Appropriation	Current Reserve for Encumbrance	YTD Expenditures	Unencumbered Balance	YTD % Expenditures
	Coronavirus Relief Fund Total:	\$0.00	\$0.00	\$38,425.60	\$0.00	\$37,297.77	\$1,127.83	97.065%

Fund: Sewer Operating
 Pooled Balance: \$131,235.32
 Non-Pooled Balance: \$0.00
 Total Cash Balance: \$131,235.32

Account Code	Account Name	Reserved for Encumbrance 12/31	Reserved for Encumbrance 12/31 Adjustment	Final Appropriation	Current Reserve for Encumbrance	YTD Expenditures	Unencumbered Balance	YTD % Expenditures
5201-541-131-0000	D Salary - Administrator	\$27.57	\$0.00	\$2,127.57	\$27.51	\$1,800.06	\$327.57	83.524%
5201-541-211-0000	D Ohio Public Employees Retirement System	\$0.00	\$0.00	\$300.00	\$0.00	\$252.00	\$48.00	84.000%
5201-541-213-0000	D Medicare	\$0.00	\$0.00	\$50.00	\$0.00	\$26.16	\$23.84	52.320%
5201-541-225-0000	D Workers' Compensation	\$0.00	\$0.00	\$25.00	\$0.00	\$18.91	\$6.09	75.640%
5201-542-121-0000	D Salary - Clerk/Treasurer	\$38.64	\$0.00	\$1,573.64	\$39.21	\$1,414.83	\$158.24	87.753%
5201-542-211-0000	D Ohio Public Employees Retirement System	\$0.00	\$0.00	\$345.00	\$0.00	\$198.12	\$146.88	57.426%
5201-542-213-0000	D Medicare	\$0.00	\$0.00	\$50.00	\$0.00	\$20.52	\$29.48	41.040%
5201-542-225-0000	D Workers' Compensation	\$0.00	\$0.00	\$25.00	\$0.00	\$18.91	\$6.09	75.640%
5201-542-252-0000	Travel and Transportation	\$0.00	\$0.00	\$206.44	\$0.00	\$0.00	\$206.44	0.000%
5201-542-321-0000	Telephone	\$0.00	\$0.00	\$743.56	\$0.00	\$743.56	\$0.00	100.000%
5201-542-322-0000	Postage	\$0.00	\$0.00	\$680.00	\$0.00	\$636.13	\$43.87	93.549%
5201-542-341-0000	Accounting and Legal Fees	\$0.00	\$0.00	\$0.00	\$0.00	\$0.00	\$0.00	0.000%
5201-542-342-0000	Auditing Services	\$0.00	\$0.00	\$0.00	\$0.00	\$0.00	\$0.00	0.000%
5201-542-343-0000	Uniform Accounting Network Fees	\$0.00	\$0.00	\$285.18	\$0.00	\$285.00	\$0.18	99.937%
5201-542-344-0000	D Tax Collection Fees	\$0.00	\$0.00	\$2,134.82	\$0.00	\$2,134.82	\$0.00	100.000%
5201-542-410-0000	Office Supplies and Materials	\$0.00	\$0.00	\$900.00	\$0.00	\$218.33	\$681.67	24.259%
5201-542-540-0000	Machinery, Equipment and Furniture	\$0.00	\$0.00	\$200.00	\$0.00	\$0.00	\$200.00	0.000%
5201-542-590-0000	Other - Capital Outlay	\$0.00	\$0.00	\$0.00	\$0.00	\$0.00	\$0.00	0.000%
5201-542-690-0000	Other - Other	\$0.00	\$0.00	\$0.00	\$0.00	\$0.00	\$0.00	0.000%
5201-543-100-0000	D Personal Services	\$504.49	\$0.00	\$21,504.49	\$604.67	\$17,924.82	\$3,479.49	81.443%
5201-543-211-0000	D Ohio Public Employees Retirement System	\$0.00	\$0.00	\$2,940.00	\$0.00	\$2,507.53	\$432.47	85.290%
5201-543-213-0000	D Medicare	\$0.00	\$0.00	\$600.00	\$0.00	\$260.35	\$339.65	43.392%
5201-543-225-0000	D Workers' Compensation	\$0.00	\$0.00	\$200.00	\$0.00	\$196.95	\$3.05	98.475%
5201-543-252-0000	Travel and Transportation	\$0.00	\$0.00	\$0.00	\$0.00	\$0.00	\$0.00	0.000%
5201-543-311-0000	Electricity	\$0.00	\$0.00	\$2,000.00	\$0.00	\$1,686.68	\$313.32	84.334%
5201-543-312-0000	Water and Sewage	\$0.00	\$0.00	\$33,800.00	\$0.00	\$22,512.00	\$11,288.00	66.604%
5201-543-314-0000	Heating Oil	\$0.00	\$0.00	\$0.00	\$0.00	\$0.00	\$0.00	0.000%
5201-543-321-0000	Telephone	\$0.00	\$0.00	\$300.00	\$0.00	\$300.00	\$0.00	100.000%
5201-543-330-0000	Rents and Leases	\$0.00	\$0.00	\$0.00	\$0.00	\$0.00	\$0.00	0.000%
5201-543-349-0000	Other - Professional and Technical Services	\$0.00	\$0.00	\$2,300.00	\$0.00	\$281.00	\$2,019.00	12.217%
5201-543-351-0000	Insurance and Bonding	\$0.00	\$0.00	\$800.00	\$0.00	\$800.00	\$0.00	100.000%
5201-543-393-0000	Motor Vehicles	\$0.00	\$0.00	\$0.00	\$0.00	\$0.00	\$0.00	0.000%
5201-543-394-0000	Machinery, Equipment & Furniture	\$0.00	\$0.00	\$6,000.00	\$0.00	\$4,918.00	\$1,082.00	81.967%

Report reflects selected information.

Appropriation Status

By Fund

As Of 12/31/2020

Account Code	Account Name	Reserved for Encumbrance 12/31	Reserved for Encumbrance 12/31 Adjustment	Final Appropriation	Current Reserve for Encumbrance	YTD Expenditures	Unencumbered Balance	YTD % Expenditures
5201-543-399-0000	Other - Other Contractual Services	\$0.00	\$0.00	\$2,000.00	\$0.00	\$1,083.83	\$916.17	54.192%
5201-543-410-0000	Office Supplies and Materials	\$0.00	\$0.00	\$500.00	\$0.00	\$0.00	\$500.00	0.000%
5201-543-420-0000	Operating Supplies and Materials	\$0.00	\$0.00	\$1,000.00	\$0.00	\$0.00	\$1,000.00	0.000%
5201-543-432-0000	Repairs and Maintenance of Machinery & Equip	\$0.00	\$0.00	\$36,000.00	\$0.00	\$33,843.29	\$2,156.71	94.009%
5201-543-440-0000	Small Tools and Minor Equipment	\$0.00	\$0.00	\$1,000.00	\$0.00	\$0.00	\$1,000.00	0.000%
5201-543-490-0000	Other - Supplies and Materials	\$0.00	\$0.00	\$100.00	\$0.00	\$0.00	\$100.00	0.000%
5201-543-510-0000	Land and Land Improvements	\$0.00	\$0.00	\$0.00	\$0.00	\$0.00	\$0.00	0.000%
5201-543-540-0000	Machinery, Equipment and Furniture	\$0.00	\$0.00	\$0.00	\$0.00	\$0.00	\$0.00	0.000%
5201-549-690-0000	Other - Other	\$0.00	\$0.00	\$0.00	\$0.00	\$0.00	\$0.00	0.000%
5201-745-342-0000	Auditing Services	\$0.00	\$0.00	\$0.00	\$0.00	\$0.00	\$0.00	0.000%
5201-910-910-0000	D Transfers - Out	\$0.00	\$0.00	\$13,815.42	\$0.00	\$13,815.42	\$0.00	100.000%
Sewer Operating Fund Total:		\$570.70	\$0.00	\$134,506.12	\$671.39	\$107,897.22	\$26,508.21	79.878%

Fund: OPWC Debt (\$18.34)

Pooled Balance: \$0.00

Non-Pooled Balance: \$0.00

Total Cash Balance: \$0.00

Account Code	Account Name	Reserved for Encumbrance 12/31	Reserved for Encumbrance 12/31 Adjustment	Final Appropriation	Current Reserve for Encumbrance	YTD Expenditures	Unencumbered Balance	YTD % Expenditures
5722-850-710-0000	Principal	\$0.00	\$0.00	\$13,815.42	\$0.00	\$13,815.42	\$0.00	100.000%
OPWC Debt (\$18.34) Fund Total:		\$0.00	\$0.00	\$13,815.42	\$0.00	\$13,815.42	\$0.00	100.000%
Report Total:		\$1,180.71	\$0.00	\$426,902.15	\$1,673.37	\$341,309.94	\$85,099.55	79.730%

Cash Summary by Fund

December 2020

Fund #	Fund Name	Fund Balance 12/1/2020	Fund Balance Adjustments	Revenue (excluding transfers and advances in)	Transfers In	Advances In	Total Fund & Adjustments & Revenue	Expenditures (excluding transfers and advances out)	Transfers Out	Advances Out	Fund Balance 12/31/2020	Non-Pooled Balance	Pooled Balance
1000	General	\$103,940.07	\$0.00	\$8,893.59	\$0.00	\$0.00	\$112,833.66	\$4,665.26	\$0.00	\$0.00	\$108,168.40	\$0.00	\$108,168.40
2011	Street Construction, Maint. and Repa	\$17,985.96	\$0.00	\$2,044.43	\$0.00	\$0.00	\$20,030.39	\$1,353.40	\$0.00	\$0.00	\$18,676.99	\$0.00	\$18,676.99
2021	State Highway	\$13,974.18	\$0.00	\$209.23	\$0.00	\$0.00	\$14,183.41	\$10,234.17	\$0.00	\$0.00	\$3,949.24	\$0.00	\$3,949.24
2101	Permissive Motor Vehicle License Te	\$27,504.63	\$0.00	\$165.00	\$0.00	\$0.00	\$27,669.63	\$10,225.00	\$0.00	\$0.00	\$17,444.63	\$0.00	\$17,444.63
2151	Coronavirus Relief Fund	\$37,507.15	\$0.00	\$0.00	\$0.00	\$0.00	\$37,507.15	\$36,379.32	\$0.00	\$0.00	\$1,127.83	\$0.00	\$1,127.83
5201	Sewer Operating	\$131,040.46	\$0.00	\$5,394.21	\$0.00	\$0.00	\$139,434.67	\$8,195.35	\$0.00	\$0.00	\$131,235.32	\$0.00	\$131,235.32
5722	OPWC Debt (\$18.34)	\$0.00	\$0.00	\$0.00	\$0.00	\$0.00	\$0.00	\$0.00	\$0.00	\$0.00	\$0.00	\$0.00	\$0.00
Report Total:		\$331,952.45	\$0.00	\$19,706.46	\$0.00	\$0.00	\$351,658.91	\$71,056.50	\$0.00	\$0.00	\$280,602.41	\$0.00	\$280,602.41

Last reconciled to bank: 12/31/2020 – Total other adjusting factors: \$0.09

Revenue Status

By Fund

As Of 12/31/2020

Fund: 1000 General

Account Code	Account Name	Final Budget	Revenue	Budget Balance	YTD % Received
1000-110-0000	General Property Tax - Real Estate	\$3,900.00	\$4,854.41	-\$954.41	124.472%
1000-120-0000	Tangible Personal Property Tax	\$0.00	\$0.00	\$0.00	0.000%
1000-130-0000	Municipal Income Tax	\$47,605.00	\$48,695.51	-\$1,090.51	102.291%
1000-211-0000	Local Government Distribution	\$10,000.00	\$12,313.85	-\$2,313.85	123.139%
1000-222-0000	Cigarette Tax	\$0.00	\$24.48	-\$24.48	0.000%
1000-224-0000	Liquor and Beer Permit Fees	\$400.00	\$0.00	\$400.00	0.000%
1000-231-0000	Property Tax Allocation	\$0.00	\$0.00	\$0.00	0.000%
1000-419-0000	Other - Federal Receipts	\$0.00	\$0.00	\$0.00	0.000%
1000-429-0000	Other - State Receipts	\$120.00	\$803.34	-\$683.34	669.450%
1000-541-0000	Consumer Rent	\$0.00	\$0.00	\$0.00	0.000%
1000-544-0000	Deposits	\$0.00	\$0.00	\$0.00	0.000%
1000-612-0000	Court Fines	\$0.00	\$0.00	\$0.00	0.000%
1000-623-0000	Zoning	\$0.00	\$0.00	\$0.00	0.000%
1000-701-0000	Interest	\$0.00	\$0.00	\$0.00	0.000%
1000-891-0000	Other - Miscellaneous Operating	\$0.00	\$0.00	\$0.00	0.000%
1000-892-0000	Other - Miscellaneous Non-Operating	\$0.00	\$80.00	-\$80.00	0.000%
1000-999-0000	Other - Other Financing Sources	\$0.00	\$0.00	\$0.00	0.000%
Fund 1000 Sub-Total:		\$62,025.00	\$66,771.59	-\$4,746.59	107.653%

Revenue Status

By Fund

As Of 12/31/2020

Fund: 2011 Street Construction, Maint. and Repair

Account Code	Account Name	Final Budget	Revenue	Budget Balance	YTD % Received
2011-225-0000	Gasoline Tax (State)	\$10,120.00	\$17,318.78	-\$7,198.78	171.134%
2011-226-0000	License Tax - State Levied	\$1,380.00	\$2,086.33	-\$706.33	151.183%
2011-429-0000	Other - State Receipts	\$0.00	\$439.06	-\$439.06	0.000%
2011-701-0000	Interest	\$0.00	\$0.00	\$0.00	0.000%
2011-931-0000	Transfers - In	\$65,000.00	\$56,000.00	\$9,000.00	86.154%
2011-999-0000	Other - Other Financing Sources	\$0.00	\$0.00	\$0.00	0.000%
Fund 2011 Sub-Total:		\$76,500.00	\$75,844.17	\$655.83	99.143%

Fund: 2021 State Highway

Account Code	Account Name	Final Budget	Revenue	Budget Balance	YTD % Received
2021-225-0000	Gasoline Tax (State)	\$900.00	\$1,404.24	-\$504.24	156.027%
2021-226-0000	License Tax - State Levied	\$150.00	\$169.15	-\$19.15	112.767%
2021-429-0000	Other - State Receipts	\$0.00	\$87.82	-\$87.82	0.000%
2021-701-0000	Interest	\$0.00	\$0.00	\$0.00	0.000%
Fund 2021 Sub-Total:		\$1,050.00	\$1,661.21	-\$611.21	158.210%

Fund: 2101 Permissive Motor Vehicle License Tax

Account Code	Account Name	Final Budget	Revenue	Budget Balance	YTD % Received
2101-150-0000	License Tax - Local Levied by Council	\$2,100.00	\$2,563.03	-\$463.03	122.049%
2101-490-0000	Other - Intergovernmental	\$0.00	\$0.00	\$0.00	0.000%
2101-701-0000	Interest	\$0.00	\$0.00	\$0.00	0.000%
Fund 2101 Sub-Total:		\$2,100.00	\$2,563.03	-\$463.03	122.049%

Revenue Status

By Fund

As Of 12/31/2020

Fund: 2151 Coronavirus Relief Fund

Account Code	Account Name	Final Budget	Revenue	Budget Balance	YTD % Received
2151-411-0000	Federal - Restricted	\$38,425.60	\$38,425.60	\$0.00	100.0000%
Fund 2151 Sub-Total:		\$38,425.60	\$38,425.60	\$0.00	100.0000%

Fund: 5201 Sewer Operating

Account Code	Account Name	Final Budget	Revenue	Budget Balance	YTD % Received
5201-429-0000	Other - State Receipts	\$0.00	\$1,055.59	-\$1,055.59	0.0000%
5201-541-0000	Consumer Rent	\$127,500.00	\$134,277.48	-\$6,777.48	105.316%
5201-891-0000	Other - Miscellaneous Operating	\$0.00	\$0.00	\$0.00	0.0000%
5201-892-0000	Other - Miscellaneous Non-Operating	\$0.00	\$223.79	-\$223.79	0.0000%
5201-931-0000	Transfers - In	\$0.00	\$0.00	\$0.00	0.0000%
Fund 5201 Sub-Total:		\$127,500.00	\$135,556.86	-\$8,056.86	106.319%

Fund: 5722 OPWC Debt (\$18.34)

Account Code	Account Name	Final Budget	Revenue	Budget Balance	YTD % Received
5722-541-0000	Consumer Rent	\$0.00	\$0.00	\$0.00	0.0000%
5722-931-0000	Transfers - In	\$13,815.42	\$13,815.42	\$0.00	100.0000%
Fund 5722 Sub-Total:		\$13,815.42	\$13,815.42	\$0.00	100.0000%
Report Total:		\$321,416.02	\$334,637.88	-\$13,221.86	104.114%

Payment Listing

December 2020

Payment Advice #	Post Date	Transaction Date	Type	Vendor / Payee	Amount	Status
125-2020	12/10/2020	12/10/2020	EW	Ohio Public Employees Retirement System	\$947.57	C
137-2020	12/28/2020	12/28/2020	EW	Ohio Public Employees Retirement System	\$1,155.65	C
140-2020	12/08/2020	01/11/2021	CH	Ohio Bureau of Workers' Compensation	\$35.40	C
141-2020	12/30/2020	01/11/2021	CH	Ohio Bureau of Workers' Compensation	\$35.40	C
142-2020	12/09/2020	01/11/2021	CH	Wex Bank	\$191.25	C
143-2020	12/30/2020	01/11/2021	CH	OPERS	\$3.94	C
10984	12/04/2020	12/02/2020	PR	Ronald L Moore	\$1,553.96	O
10985	12/02/2020	12/02/2020	AW	Ronald Moore	\$25.00	O
10986	12/02/2020	12/02/2020	AW	Servpro of Delaware, OH	\$1,178.40	C
10987	12/02/2020	12/02/2020	AW	Tom Hallinan	\$69.99	C
10988	12/02/2020	12/02/2020	AW	Village of North Lewisburg	\$1,876.00	O
10989	12/05/2020	12/05/2020	AW	Alison Boggs	\$652.50	C
10990	12/05/2020	12/05/2020	AW	Treasurer of State	\$420.00	C
10991	12/06/2020	12/06/2020	AW	Nationwide Insurance Company	\$420.99	O
10992	12/06/2020	12/06/2020	AW	Spains Service Center	\$498.50	C
10993	12/12/2020	12/12/2020	AW	Security Fence Group, Inc	\$20,450.00	C
10994	12/14/2020	12/14/2020	PR	MICHAEL E DIXON	\$46.49	C
10995	12/14/2020	12/14/2020	PR	JACQUELYN L HAYES	\$135.65	C
10996	12/14/2020	12/14/2020	PR	Rochelle Morgan	\$47.04	O
10997	12/14/2020	12/14/2020	PR	Melinda L. Current	\$147.40	C
10998	12/14/2020	12/14/2020	PR	PHILLIP GARLAND	\$150.68	C
10999	12/14/2020	12/14/2020	PR	James J. Weidner	\$150.68	C
11000	12/14/2020	12/14/2020	PR	Paul R Zizzo	\$150.73	C
11001	12/21/2020	12/21/2020	AW	Quill	\$750.47	O
11002	12/22/2020	12/22/2020	PR	JACQUELYN L HAYES	\$523.71	C
11003	12/23/2020	12/23/2020	PR	Ronald L Moore	\$177.62	O
11004	12/23/2020	12/23/2020	AW	Frontier	\$217.81	C
11005	12/23/2020	12/23/2020	AW	Dooley's Sanitation Service	\$298.40	C
11006	12/23/2020	12/23/2020	AW	Miller Woodworking	\$500.00	O
11007	12/28/2020	12/28/2020	AW	Foust Plumbing and Heating, Inc.	\$900.00	O
11008	12/28/2020	12/28/2020	AW	Quill	\$679.99	O
11009	12/28/2020	12/28/2020	AW	Woodstock Post Master	\$49.00	O
11010	12/31/2020	12/28/2020	PR	BRADLEY G HERRON	\$261.65	O
11011	12/31/2020	12/28/2020	PR	Thomas M. Hallinan	\$485.06	O
11012	12/29/2020	12/29/2020	AW	Crane Pumps and Systems	\$2,850.00	O
11013	12/29/2020	12/29/2020	AW	A&A Safety, Inc.	\$18,070.00	V
11013	12/30/2020	12/30/2020	AW	A&A Safety, Inc.	-\$18,070.00	V
11014	12/29/2020	12/29/2020	AW	Quill	\$456.31	O
11015	12/30/2020	12/30/2020	AW	Dayton Power & Light	\$422.22	O
11016	12/30/2020	12/30/2020	AW	Woodstock Post Master	\$55.00	O
11017	12/30/2020	12/30/2020	AW	Michael Dixon	\$700.00	O
11018	12/30/2020	12/30/2020	AW	A&A Safety, Inc.	\$30,900.00	O
11019	12/31/2020	12/31/2020	AW	Clemens Electric, Ltd	\$281.00	O
Total Payments:					\$70,851.46	
Total Conversion Vouchers:					\$0.00	

Payment Listing

December 2020

Total Less Conversion Vouchers: \$70,851.46

Type: AM - Accounting Manual Warrant, AW - Accounting Warrant, IM - Investment Manual Warrant, IW - Investment Warrant, PM - Payroll Manual Warrant, PR - Payroll Warrant, RW - Reduction of Receipt Warrant, SW - Skipped Warrant, WH - Withholding Warrant, WM - Withholding Manual, WS - Special Warrant, CH - Electronic Payment Advice, IL - Investment Loss, EP - Payroll EFT Voucher, CV - Payroll Conversion Voucher, SV - Payroll Special Voucher, EW - Withholding Voucher, POS ADJ - Positive Adjustment, NEG ADJ - Negative Adjustment, POS REAL - Positive Reallocation, NEG REAL - Negative Reallocation

Status: O - Outstanding, C - Cleared, V - Voided, B - Batch

* Asterisked amounts are not included in report totals. These transactions occurred outside the reported date range but are listed for reference.