

Bank Reconciliation

Reconciled Date 12/31/2019

Posted 1/12/2020 9:11:32 PM

Prior UAN Balance:		\$293,300.78
Receipts:	+	\$16,482.15
Payments:	-	\$22,508.46
Adjustments:	+	\$0.00
Current UAN Balance as of 12/31/2019:		\$287,274.47
Other Adjusting Factors:	+	\$0.08
Adjusted UAN Balance as of 12/31/2019:		<u>\$287,274.55</u>
Entered Bank Balances as of 12/31/2019:		\$292,562.70
Deposits in Transit:	+	\$0.00
Outstanding Payments:	-	\$5,288.15
Outstanding Adjustments:	+	\$0.00
Other Adjusting Factors:	+	\$0.00
Adjusted Bank Balances as of 12/31/2019:		<u>\$287,274.55</u>





Balances Reconciled

Reconciliation Notes

Receipts Not In UAN:

\$0.08

Governing Board Signatures

There are no outstanding receipts as of 12/31/2019.

There are no outstanding adjustments as of 12/31/2019.

Bank Balances

Reconciled Date 12/31/2019

Posted 1/12/2020 9:11:32 PM

Type	Name	Number	Prior Bank Balance	Calculated Bank Balance	Entered Bank Balance	Difference
Primary	PRIMARY		\$297,221.39	\$292,562.70	\$292,562.70	\$0.00
Investment	ESCROW		\$0.00	\$0.00	\$0.00	\$0.00
Total:			<u>\$297,221.39</u>	<u>\$292,562.70</u>	<u>\$292,562.70</u>	<u>\$0.00</u>

Outstanding Payments

Reconciled Date 12/31/2019

Posted 1/12/2020 9:11:32 PM

<u>Account</u>	<u>Type</u>	<u>Payment #</u>	<u>Post Date</u>	<u>Vendor / Payee</u>	<u>Amount</u>
PRIMARY	Warrant	10728	11/11/2019	Village of North Lewisburg	\$1,876.00
PRIMARY	Warrant	10744	12/06/2019	Village of North Lewisburg	\$1,876.00
PRIMARY	Warrant	10760	12/28/2019	Jeremy A. Roberts	\$75.00
PRIMARY	Warrant	10761	12/28/2019	Dayton Power & Light	\$533.55
PRIMARY	Warrant	10762	12/28/2019	Frontier	\$179.98
PRIMARY	Warrant	10763	12/31/2019	Thomas M. Hallinan	\$486.01
PRIMARY	Warrant	10764	12/31/2019	BRADLEY G HERRON	\$261.61
					\$5,288.15

Appropriation Status
By Fund

As Of 12/31/2019

Fund: General
Pooled Balance: \$136,347.75
Non-Pooled Balance: \$0.00
Total Cash Balance: \$136,347.75

Account Code	Account Name	Reserved for Encumbrance 12/31	Reserved for Encumbrance 12/31 Adjustment	Final Appropriation	Current Reserve for Encumbrance	YTD Expenditures	Unencumbered Balance	YTD % Expenditures
1000-130-311-0000	Electricity	\$0.00	\$0.00	\$4,700.00	\$1,966.41	\$2,733.59	\$0.00	58.161%
1000-210-344-0000	D Tax Collection Fees	\$0.00	\$0.00	\$3,400.00	\$0.00	\$2,503.24	\$896.76	73.625%
1000-320-100-0000	D Personal Services	\$58.94	\$0.00	\$3,258.94	\$22.48	\$2,784.46	\$510.94	83.923%
1000-320-211-0000	D Ohio Public Employees Retirement System	\$0.00	\$0.00	\$500.00	\$0.00	\$384.72	\$115.28	76.944%
1000-320-213-0000	D Medicare	\$0.00	\$0.00	\$100.00	\$0.00	\$46.95	\$53.05	46.950%
1000-320-225-0000	D Workers' Compensation	\$0.00	\$0.00	\$30.00	\$0.00	\$17.63	\$12.37	58.767%
1000-320-311-0000	Electricity	\$0.00	\$0.00	\$300.00	\$98.97	\$501.03	\$0.00	83.505%
1000-320-353-0000	Liability Insurance Premiums	\$0.00	\$0.00	\$300.00	\$0.00	\$0.00	\$300.00	0.000%
1000-320-420-0000	Operating Supplies and Materials	\$0.00	\$0.00	\$300.00	\$0.00	\$0.00	\$300.00	0.000%
1000-320-431-0000	Repairs and Maintenance of Buildings and Land	\$0.00	\$0.00	\$3,500.00	\$0.00	\$0.00	\$3,500.00	0.000%
1000-320-432-0000	Repairs and Maintenance of Machinery & Equip	\$0.00	\$0.00	\$500.00	\$0.00	\$0.00	\$500.00	0.000%
1000-320-440-0000	Small Tools and Minor Equipment	\$0.00	\$0.00	\$0.00	\$0.00	\$0.00	\$0.00	0.000%
1000-320-540-0000	Machinery, Equipment and Furniture	\$0.00	\$0.00	\$0.00	\$0.00	\$0.00	\$0.00	0.000%
1000-390-650-0000	Contributions to Other Organizations	\$0.00	\$0.00	\$250.00	\$0.00	\$0.00	\$250.00	0.000%
1000-410-320-0000	Communications, Printing and Advertising	\$0.00	\$0.00	\$0.00	\$0.00	\$0.00	\$0.00	0.000%
1000-410-349-0000	Other - Professional and Technical Services	\$0.00	\$0.00	\$0.00	\$0.00	\$0.00	\$0.00	0.000%
1000-710-161-0000	D Salary - Mayor	\$110.99	\$0.00	\$2,010.99	\$76.20	\$1,694.75	\$351.03	79.866%
1000-710-211-0000	D Ohio Public Employees Retirement System	\$0.00	\$0.00	\$300.00	\$0.00	\$232.44	\$67.56	77.480%
1000-710-213-0000	D Medicare	\$0.00	\$0.00	\$50.00	\$0.00	\$32.82	\$17.18	65.640%
1000-710-225-0000	D Workers' Compensation	\$0.00	\$0.00	\$30.00	\$0.00	\$17.01	\$12.99	56.700%
1000-710-252-0000	Travel and Transportation	\$0.00	\$0.00	\$380.00	\$0.00	\$0.00	\$380.00	0.000%
1000-710-348-0000	Training Services	\$0.00	\$0.00	\$200.00	\$0.00	\$0.00	\$200.00	0.000%
1000-715-111-0000	D Salaries - Council	\$93.97	\$0.00	\$4,093.97	\$77.56	\$3,666.41	\$243.97	92.322%
1000-715-211-0000	D Ohio Public Employees Retirement System	\$0.00	\$0.00	\$300.00	\$0.00	\$177.10	\$122.90	59.033%
1000-715-212-0000	D Social Security	\$0.00	\$0.00	\$300.00	\$0.00	\$167.09	\$132.91	55.697%
1000-715-213-0000	D Medicare	\$0.00	\$0.00	\$100.00	\$0.00	\$58.24	\$41.76	58.240%
1000-715-225-0000	D Workers' Compensation	\$0.00	\$0.00	\$0.00	\$0.00	\$0.00	\$0.00	0.000%
1000-715-252-0000	Travel and Transportation	\$0.00	\$0.00	\$0.00	\$0.00	\$0.00	\$0.00	0.000%
1000-715-348-0000	Training Services	\$0.00	\$0.00	\$150.00	\$0.00	\$0.00	\$150.00	0.000%
1000-715-391-0000	Dues and Fees	\$0.00	\$0.00	\$0.00	\$0.00	\$0.00	\$0.00	0.000%
1000-725-121-0000	D Salary - Clerk/Treasurer	\$157.04	\$0.00	\$6,557.04	\$154.58	\$5,663.82	\$895.68	84.357%
1000-725-211-0000	D Ohio Public Employees Retirement System	\$0.00	\$0.00	\$900.00	\$0.00	\$792.60	\$107.40	88.067%
1000-725-212-0000	D Social Security	\$0.00	\$0.00	\$0.00	\$0.00	\$0.00	\$0.00	0.000%
1000-725-213-0000	D Medicare	\$0.00	\$0.00	\$85.00	\$0.00	\$82.08	\$2.92	96.565%
1000-725-225-0000	D Workers' Compensation	\$0.00	\$0.00	\$65.00	\$0.00	\$47.26	\$17.74	72.708%
1000-725-240-0000	D Unemployment Compensation	\$0.00	\$0.00	\$105.38	\$0.00	\$105.38	\$0.00	100.000%
1000-725-252-0000	Travel and Transportation	\$0.00	\$0.00	\$94.62	\$53.26	\$36.74	\$4.62	38.829%
1000-725-320-0000	Communications, Printing and Advertising	\$0.00	\$0.00	\$200.00	\$0.00	\$28.80	\$171.20	14.400%

Report reflects selected information.

Appropriation Status

By Fund

As Of 12/31/2019

Account Code	Account Name	Reserved for Encumbrance 12/31	Reserved for Encumbrance 12/31 Adjustment	Final Appropriation	Current Reserve for Encumbrance	YTD Expenditures	Unencumbered Balance	YTD % Expenditures
1000-725-343-0000	Uniform Accounting Network Fees	\$0.00	\$0.00	\$900.00	\$0.00	\$765.95	\$134.05	85.106%
1000-725-348-0000	Training Services	\$0.00	\$0.00	\$200.00	\$0.00	\$100.00	\$100.00	50.000%
1000-725-354-0000	Fidelity Bond Premiums	\$0.00	\$0.00	\$120.00	\$0.00	\$100.00	\$20.00	83.333%
1000-725-391-0000	Dues and Fees	\$0.00	\$0.00	\$700.00	\$0.00	\$235.00	\$465.00	33.571%
1000-725-410-0000	Office Supplies and Materials	\$0.00	\$0.00	\$500.00	\$297.56	\$200.42	\$2.02	40.084%
1000-730-100-0000	D Personal Services	\$96.40	\$0.00	\$6,096.40	\$114.38	\$4,102.02	\$1,976.40	66.239%
1000-730-211-0000	D Ohio Public Employees Retirement System	\$0.00	\$0.00	\$840.00	\$0.00	\$523.04	\$316.96	62.267%
1000-730-212-0000	D Social Security	\$0.00	\$0.00	\$0.00	\$0.00	\$0.00	\$0.00	0.000%
1000-730-213-0000	D Medicare	\$0.00	\$0.00	\$90.00	\$0.00	\$64.51	\$25.49	71.678%
1000-730-225-0000	D Workers' Compensation	\$0.00	\$0.00	\$45.00	\$0.00	\$31.53	\$13.47	70.067%
1000-730-252-0000	Travel and Transportation	\$0.00	\$0.00	\$0.00	\$0.00	\$0.00	\$0.00	0.000%
1000-730-311-0000	Electricity	\$0.00	\$0.00	\$2,500.00	\$914.64	\$1,585.36	\$0.00	63.414%
1000-730-314-0000	Heating Oil	\$0.00	\$0.00	\$1,200.00	\$0.00	\$1,027.28	\$172.72	85.607%
1000-730-321-0000	Telephone	\$0.00	\$0.00	\$718.73	\$0.00	\$718.73	\$0.00	100.000%
1000-730-329-0000	Other-Communications, Printing & Advertising	\$0.00	\$0.00	\$0.00	\$0.00	\$0.00	\$0.00	0.000%
1000-730-349-0000	Other - Professional and Technical Services	\$0.00	\$0.00	\$981.27	\$0.00	\$60.00	\$921.27	6.115%
1000-730-353-0000	Liability Insurance Premiums	\$0.00	\$0.00	\$400.00	\$0.00	\$295.84	\$104.16	73.960%
1000-730-392-0000	Buildings and Other Structures	\$0.00	\$0.00	\$1,805.00	\$0.00	\$1,805.00	\$0.00	100.000%
1000-730-394-0000	Machinery, Equipment & Furniture	\$0.00	\$0.00	\$0.00	\$0.00	\$0.00	\$0.00	0.000%
1000-730-398-0000	Garbage and Trash Removal	\$0.00	\$0.00	\$1,495.00	\$0.00	\$950.00	\$545.00	63.545%
1000-730-420-0000	Operating Supplies and Materials	\$0.00	\$0.00	\$1,000.00	\$434.56	\$430.18	\$135.26	43.018%
1000-730-431-0000	Repairs and Maintenance of Buildings and Land	\$0.00	\$0.00	\$1,500.00	\$0.00	\$250.00	\$1,250.00	16.667%
1000-730-432-0000	Repairs and Maintenance of Machinery & Equip	\$0.00	\$0.00	\$1,600.00	\$0.00	\$0.00	\$1,600.00	0.000%
1000-730-440-0000	Small Tools and Minor Equipment	\$0.00	\$0.00	\$0.00	\$0.00	\$0.00	\$0.00	0.000%
1000-730-510-0000	Land and Land Improvements	\$0.00	\$0.00	\$0.00	\$0.00	\$0.00	\$0.00	0.000%
1000-730-530-0000	Buildings and Other Structures	\$0.00	\$0.00	\$4,500.00	\$0.00	\$1,585.82	\$2,914.18	35.240%
1000-730-610-0000	D Deposits Refunded	\$0.00	\$0.00	\$200.00	\$0.00	\$0.00	\$200.00	0.000%
1000-740-344-0000	D Tax Collection Fees	\$0.00	\$0.00	\$250.00	\$0.00	\$0.00	\$250.00	0.000%
1000-745-342-0000	Auditing Services	\$0.00	\$0.00	\$3,000.00	\$2,978.80	\$21.20	\$0.00	0.707%
1000-750-341-0000	Accounting and Legal Fees	\$0.00	\$0.00	\$1,500.00	\$0.00	\$1,352.80	\$147.20	90.187%
1000-755-349-0000	Other - Professional and Technical Services	\$0.00	\$0.00	\$1,500.00	\$0.00	\$0.00	\$1,500.00	0.000%
1000-790-100-0000	D Personal Services	\$0.00	\$0.00	\$0.00	\$0.00	\$0.00	\$0.00	0.000%
1000-790-211-0000	D Ohio Public Employees Retirement System	\$0.00	\$0.00	\$0.00	\$0.00	\$0.00	\$0.00	0.000%
1000-790-213-0000	D Medicare	\$0.00	\$0.00	\$0.00	\$0.00	\$0.00	\$0.00	0.000%
1000-790-225-0000	D Workers' Compensation	\$0.00	\$0.00	\$0.00	\$0.00	\$0.00	\$0.00	0.000%
1000-790-252-0000	Travel and Transportation	\$0.00	\$0.00	\$0.00	\$0.00	\$0.00	\$0.00	0.000%
1000-790-322-0000	Postage	\$0.00	\$0.00	\$280.00	\$60.00	\$165.00	\$55.00	58.929%
1000-790-348-0000	Training Services	\$0.00	\$0.00	\$0.00	\$0.00	\$0.00	\$0.00	0.000%
1000-790-349-0000	Other - Professional and Technical Services	\$0.00	\$0.00	\$25.00	\$0.00	\$15.75	\$9.25	63.000%
1000-790-351-0000	Insurance and Bonding	\$0.00	\$0.00	\$445.00	\$0.00	\$440.07	\$4.93	98.892%
1000-790-391-0000	Dues and Fees	\$0.00	\$0.00	\$0.00	\$0.00	\$0.00	\$0.00	0.000%
1000-790-394-0000	Machinery, Equipment & Furniture	\$0.00	\$0.00	\$0.00	\$0.00	\$0.00	\$0.00	0.000%
1000-790-420-0000	Operating Supplies and Materials	\$0.00	\$0.00	\$0.00	\$0.00	\$0.00	\$0.00	0.000%
1000-790-433-0000	Repairs and Maintenance of Motor Vehicles	\$0.00	\$0.00	\$0.00	\$0.00	\$0.00	\$0.00	0.000%

Report reflects selected information.

Appropriation Status

By Fund

As Of 12/31/2019

Account Code	Account Name	Reserved for Encumbrance 12/31	Reserved for Encumbrance 12/31 Adjustment	Final Appropriation	Current Reserve for Encumbrance	YTD Expenditures	Unencumbered Balance	YTD % Expenditures
1000-790-440-0000	Small Tools and Minor Equipment	\$0.00	\$0.00	\$0.00	\$0.00	\$0.00	\$0.00	0.0000%
1000-790-490-0000	Other - Supplies and Materials	\$0.00	\$0.00	\$0.00	\$0.00	\$0.00	\$0.00	0.0000%
1000-790-540-0000	Machinery, Equipment and Furniture	\$0.00	\$0.00	\$0.00	\$0.00	\$0.00	\$0.00	0.0000%
1000-790-610-0000	D Deposits Refunded	\$0.00	\$0.00	\$0.00	\$0.00	\$0.00	\$0.00	0.0000%
1000-790-640-0000	Payment to Another Political Subdivision	\$0.00	\$0.00	\$0.00	\$0.00	\$0.00	\$0.00	0.0000%
1000-800-540-0000	Machinery, Equipment and Furniture	\$0.00	\$0.00	\$200.00	\$0.00	\$0.00	\$200.00	0.0000%
1000-910-910-0000	D Transfers - Out	\$0.00	\$0.00	\$23,000.00	\$0.00	\$22,444.27	\$555.73	97.584%
1000-990-990-0000	D Other - Other Financing Uses	\$0.00	\$0.00	\$0.00	\$0.00	\$0.00	\$0.00	0.0000%
General Fund Total:		\$517.34	\$0.00	\$90,952.34	\$7,249.40	\$61,243.93	\$22,976.35	66.955%

Fund: Street Construction, Maint. and Repair
 Pooled Balance: \$9,704.88
 Non-Pooled Balance: \$0.00
 Total Cash Balance: \$9,704.88

Account Code	Account Name	Reserved for Encumbrance 12/31	Reserved for Encumbrance 12/31 Adjustment	Final Appropriation	Current Reserve for Encumbrance	YTD Expenditures	Unencumbered Balance	YTD % Expenditures
2011-620-100-0000	D Personal Services	\$206.76	\$0.00	\$11,106.70	\$164.81	\$9,836.95	\$1,311.70	86.949%
2011-620-211-0000	D Ohio Public Employees Retirement System	\$0.00	\$0.00	\$1,460.00	\$0.00	\$1,404.90	\$55.10	96.226%
2011-620-213-0000	D Medicare	\$0.00	\$0.00	\$230.00	\$0.00	\$146.95	\$83.05	63.891%
2011-620-225-0000	D Workers' Compensation	\$0.00	\$0.00	\$100.00	\$0.00	\$63.06	\$36.94	63.060%
2011-620-252-0000	Travel and Transportation	\$0.00	\$0.00	\$130.00	\$0.35	\$129.65	\$0.00	99.731%
2011-620-321-0000	Telephone	\$0.00	\$0.00	\$750.00	\$0.00	\$718.73	\$31.27	95.831%
2011-620-330-0000	Rents and Leases	\$0.00	\$0.00	\$718.75	\$0.00	\$718.75	\$0.00	100.000%
2011-620-349-0000	Other - Professional and Technical Services	\$0.00	\$0.00	\$0.00	\$0.00	\$0.00	\$0.00	0.000%
2011-620-351-0000	Insurance and Bonding	\$0.00	\$0.00	\$1,201.50	\$0.00	\$1,134.16	\$67.34	94.395%
2011-620-393-0000	Motor Vehicles	\$0.00	\$0.00	\$0.00	\$0.00	\$0.00	\$0.00	0.000%
2011-620-394-0000	Machinery, Equipment & Furniture	\$0.00	\$0.00	\$914.54	\$0.00	\$914.54	\$0.00	100.000%
2011-620-396-0000	Streets, Highways, Curbs and Sidewalks	\$0.00	\$0.00	\$20,435.21	\$0.00	\$20,354.82	\$80.39	99.607%
2011-620-420-0000	Operating Supplies and Materials	\$0.00	\$0.00	\$1,300.00	\$35.35	\$1,179.23	\$85.42	90.710%
2011-620-432-0000	Repairs and Maintenance of Machinery & Equip	\$0.00	\$0.00	\$250.00	\$0.00	\$96.83	\$153.17	38.732%
2011-620-433-0000	Repairs and Maintenance of Motor Vehicles	\$0.00	\$0.00	\$1,450.00	\$470.35	\$803.65	\$176.00	55.424%
2011-620-440-0000	Small Tools and Minor Equipment	\$0.00	\$0.00	\$0.00	\$0.00	\$0.00	\$0.00	0.000%
2011-620-540-0000	Machinery, Equipment and Furniture	\$0.00	\$0.00	\$0.00	\$0.00	\$0.00	\$0.00	0.000%
2011-630-399-0000	Other - Other Contractual Services	\$0.00	\$0.00	\$0.00	\$0.00	\$0.00	\$0.00	0.000%
2011-745-342-0000	Auditing Services	\$0.00	\$0.00	\$0.00	\$0.00	\$0.00	\$0.00	0.000%
2011-800-550-0000	Motor Vehicles	\$0.00	\$0.00	\$3,200.00	\$0.00	\$0.00	\$3,200.00	0.000%
Street Construction, Maint. and Repair Fund Total:		\$206.76	\$0.00	\$43,246.70	\$670.86	\$37,502.22	\$5,280.38	86.304%

Fund: State Highway
 Pooled Balance: \$12,539.56
 Non-Pooled Balance: \$0.00

Report reflects selected information.

Appropriation Status

By Fund

As Of 12/31/2019

Total Cash Balance: \$12,539.56

Account Code	Account Name	Reserved for Encumbrance 12/31	Reserved for Encumbrance 12/31 Adjustment	Final Appropriation	Current Reserve for Encumbrance	YTD Expenditures	Unencumbered Balance	YTD % Expenditures
2021-620-100-0000	D Personal Services	\$0.00	\$0.00	\$500.00	\$0.00	\$0.00	\$500.00	0.0000%
2021-620-211-0000	D Ohio Public Employees Retirement System	\$0.00	\$0.00	\$70.00	\$0.00	\$0.00	\$70.00	0.0000%
2021-620-213-0000	D Medicare	\$0.00	\$0.00	\$20.00	\$0.00	\$0.00	\$20.00	0.0000%
2021-620-225-0000	D Workers' Compensation	\$0.00	\$0.00	\$20.00	\$0.00	\$12.62	\$7.38	63.1000%
2021-620-490-0000	Other - Supplies and Materials	\$0.00	\$0.00	\$0.00	\$0.00	\$0.00	\$0.00	0.0000%
2021-745-342-0000	Auditing Services	\$0.00	\$0.00	\$0.00	\$0.00	\$0.00	\$0.00	0.0000%
2021-800-555-0000	Streets, Highways, Sidewalks and Curbs	\$0.00	\$0.00	\$0.00	\$0.00	\$0.00	\$0.00	0.0000%
State Highway Fund Total:		\$0.00	\$0.00	\$610.00	\$0.00	\$12.62	\$597.38	2.0699%

Fund: Permissive Motor Vehicle License Tax
 Pooled Balance: \$25,106.60
 Non-Pooled Balance: \$0.00
 Total Cash Balance: \$25,106.60

Account Code	Account Name	Reserved for Encumbrance 12/31	Reserved for Encumbrance 12/31 Adjustment	Final Appropriation	Current Reserve for Encumbrance	YTD Expenditures	Unencumbered Balance	YTD % Expenditures
2101-620-396-0000	Streets, Highways, Curbs and Sidewalks	\$0.00	\$0.00	\$9,000.00	\$0.00	\$0.00	\$9,000.00	0.0000%
2101-745-342-0000	Auditing Services	\$0.00	\$0.00	\$0.00	\$0.00	\$0.00	\$0.00	0.0000%
2101-800-555-0000	Streets, Highways, Sidewalks and Curbs	\$0.00	\$0.00	\$0.00	\$0.00	\$0.00	\$0.00	0.0000%
Permissive Motor Vehicle License Tax Fund Total:		\$0.00	\$0.00	\$9,000.00	\$0.00	\$0.00	\$9,000.00	0.0000%

Fund: Sewer Operating
 Pooled Balance: \$103,575.68
 Non-Pooled Balance: \$0.00
 Total Cash Balance: \$103,575.68

Account Code	Account Name	Reserved for Encumbrance 12/31	Reserved for Encumbrance 12/31 Adjustment	Final Appropriation	Current Reserve for Encumbrance	YTD Expenditures	Unencumbered Balance	YTD % Expenditures
5201-541-131-0000	D Salary - Administrator	\$27.63	\$0.00	\$2,055.26	\$27.57	\$1,800.06	\$255.26	86.421%
5201-541-211-0000	D Ohio Public Employees Retirement System	\$0.00	\$0.00	\$350.00	\$0.00	\$252.00	\$98.00	72.0000%
5201-541-213-0000	D Medicare	\$0.00	\$0.00	\$50.00	\$0.00	\$26.16	\$23.84	52.3200%
5201-541-225-0000	D Workers' Compensation	\$0.00	\$0.00	\$25.00	\$0.00	\$17.31	\$7.69	69.2400%
5201-542-121-0000	D Salary - Clerk/Treasurer	\$39.27	\$0.00	\$1,595.80	\$38.64	\$1,416.03	\$170.40	87.137%
5201-542-211-0000	D Ohio Public Employees Retirement System	\$0.00	\$0.00	\$345.00	\$0.00	\$198.12	\$146.88	57.426%
5201-542-213-0000	D Medicare	\$0.00	\$0.00	\$50.00	\$0.00	\$20.52	\$29.48	41.0400%
5201-542-225-0000	D Workers' Compensation	\$0.00	\$0.00	\$25.00	\$0.00	\$14.15	\$10.85	56.6000%
5201-542-252-0000	Travel and Transportation	\$0.00	\$0.00	\$400.00	\$0.00	\$0.00	\$400.00	0.0000%
5201-542-321-0000	Telephone	\$0.00	\$0.00	\$718.77	\$0.00	\$718.77	\$0.00	100.0000%
5201-542-322-0000	Postage	\$0.00	\$0.00	\$680.00	\$9.00	\$671.00	\$0.00	98.676%

Report reflects selected information.

Appropriation Status
By Fund

As Of 12/31/2019

Account Code	Account Name	Reserved for Encumbrance 12/31	Reserved for Encumbrance 12/31 Adjustment	Final Appropriation	Current Reserve for Encumbrance	YTD Expenditures	Unencumbered Balance	YTD % Expenditures
5201-542-341-0000	Accounting and Legal Fees	\$0.00	\$0.00	\$0.00	\$0.00	\$0.00	\$0.00	0.0000%
5201-542-342-0000	Auditing Services	\$0.00	\$0.00	\$0.00	\$0.00	\$0.00	\$0.00	0.0000%
5201-542-343-0000	Uniform Accounting Network Fees	\$0.00	\$0.00	\$881.23	\$0.00	\$765.95	\$115.28	86.918%
5201-542-344-0000	D Tax Collection Fees	\$0.00	\$0.00	\$1,520.00	\$0.00	\$990.58	\$529.42	65.170%
5201-542-410-0000	Office Supplies and Materials	\$0.00	\$0.00	\$900.00	\$0.00	\$246.00	\$654.00	27.333%
5201-542-540-0000	Machinery, Equipment and Furniture	\$0.00	\$0.00	\$200.00	\$0.00	\$0.00	\$200.00	0.0000%
5201-542-590-0000	Other - Capital Outlay	\$0.00	\$0.00	\$0.00	\$0.00	\$0.00	\$0.00	0.0000%
5201-542-690-0000	Other - Other	\$0.00	\$0.00	\$0.00	\$0.00	\$0.00	\$0.00	0.0000%
5201-543-100-0000	D Personal Services	\$283.92	\$0.00	\$20,283.92	\$504.49	\$12,475.43	\$7,587.92	60.655%
5201-543-211-0000	D Ohio Public Employees Retirement System	\$0.00	\$0.00	\$2,800.00	\$0.00	\$1,831.20	\$968.80	65.400%
5201-543-213-0000	D Medicare	\$0.00	\$0.00	\$600.00	\$0.00	\$155.49	\$444.51	25.915%
5201-543-225-0000	D Workers' Compensation	\$0.00	\$0.00	\$200.00	\$0.00	\$120.02	\$79.98	60.010%
5201-543-252-0000	Travel and Transportation	\$0.00	\$0.00	\$0.00	\$0.00	\$0.00	\$0.00	0.0000%
5201-543-311-0000	Electricity	\$0.00	\$0.00	\$1,821.86	\$1.45	\$1,820.41	\$0.00	99.920%
5201-543-312-0000	Water and Sewage	\$0.00	\$0.00	\$23,378.14	\$0.00	\$22,512.00	\$866.14	96.295%
5201-543-314-0000	Heating Oil	\$0.00	\$0.00	\$0.00	\$0.00	\$0.00	\$0.00	0.0000%
5201-543-321-0000	Telephone	\$0.00	\$0.00	\$300.00	\$0.00	\$300.00	\$0.00	100.000%
5201-543-330-0000	Rents and Leases	\$0.00	\$0.00	\$0.00	\$0.00	\$0.00	\$0.00	0.0000%
5201-543-349-0000	Other - Professional and Technical Services	\$0.00	\$0.00	\$2,236.18	\$0.00	\$506.25	\$1,729.93	22.639%
5201-543-351-0000	Insurance and Bonding	\$0.00	\$0.00	\$763.82	\$0.00	\$763.82	\$0.00	100.000%
5201-543-393-0000	Motor Vehicles	\$0.00	\$0.00	\$0.00	\$0.00	\$0.00	\$0.00	0.0000%
5201-543-394-0000	Machinery, Equipment & Furniture	\$0.00	\$0.00	\$6,000.00	\$0.00	\$1,400.00	\$4,600.00	23.333%
5201-543-399-0000	Other - Other Contractual Services	\$0.00	\$0.00	\$2,000.00	\$0.00	\$748.03	\$1,251.97	37.402%
5201-543-410-0000	Office Supplies and Materials	\$0.00	\$0.00	\$500.00	\$0.00	\$167.68	\$332.32	33.536%
5201-543-420-0000	Operating Supplies and Materials	\$0.00	\$0.00	\$1,000.00	\$0.00	\$0.00	\$1,000.00	0.0000%
5201-543-432-0000	Repairs and Maintenance of Machinery & Equip	\$0.00	\$0.00	\$3,000.00	\$219.07	\$2,280.93	\$500.00	76.031%
5201-543-440-0000	Small Tools and Minor Equipment	\$0.00	\$0.00	\$1,000.00	\$0.00	\$0.00	\$1,000.00	0.0000%
5201-543-490-0000	Other - Supplies and Materials	\$0.00	\$0.00	\$100.00	\$0.00	\$0.00	\$100.00	0.0000%
5201-543-510-0000	Land and Land Improvements	\$0.00	\$0.00	\$0.00	\$0.00	\$0.00	\$0.00	0.0000%
5201-543-540-0000	Machinery, Equipment and Furniture	\$0.00	\$0.00	\$25,000.00	\$0.00	\$0.00	\$25,000.00	0.0000%
5201-549-690-0000	Other - Other	\$0.00	\$0.00	\$0.00	\$0.00	\$0.00	\$0.00	0.0000%
5201-745-342-0000	Auditing Services	\$0.00	\$0.00	\$3,000.00	\$0.00	\$3,000.00	\$0.00	100.000%
5201-910-910-0000	D Transfers - Out	\$0.00	\$0.00	\$27,720.00	\$0.00	\$27,630.88	\$89.12	99.678%
Sewer Operating Fund Total:		\$350.82	\$0.00	\$131,489.98	\$800.22	\$82,848.79	\$48,191.79	62.840%

Fund: WPCLF Debt (\$17.16)

Pooled Balance: \$0.00

Non-Pooled Balance: \$0.00

Total Cash Balance: \$0.00

Account Code	Account Name	Reserved for Encumbrance 12/31	Reserved for Encumbrance 12/31 Adjustment	Final Appropriation	Current Reserve for Encumbrance	YTD Expenditures	Unencumbered Balance	YTD % Expenditures
--------------	--------------	--------------------------------	---	---------------------	---------------------------------	------------------	----------------------	--------------------

Report reflects selected information.

Appropriation Status

By Fund

As Of 12/31/2019

Account Code	Account Name	Reserved for Encumbrance 12/31	Reserved for Encumbrance 12/31 Adjustment	Final Appropriation	Current Reserve for Encumbrance	YTD Expenditures	Unencumbered Balance	YTD % Expenditures
5721-850-710-0000	Principal	\$0.00	\$0.00	\$0.00	\$0.00	\$0.00	\$0.00	0.0000%
5721-850-720-0000	Interest	\$0.00	\$0.00	\$0.00	\$0.00	\$0.00	\$0.00	0.0000%
	WPCLF Debt (\$17.16) Fund Total:	\$0.00	\$0.00	\$0.00	\$0.00	\$0.00	\$0.00	0.0000%

Fund: OPWC Debt (\$18.34)
 Pooled Balance: \$0.00
 Non-Pooled Balance: \$0.00
 Total Cash Balance: \$0.00

Account Code	Account Name	Reserved for Encumbrance 12/31	Reserved for Encumbrance 12/31 Adjustment	Final Appropriation	Current Reserve for Encumbrance	YTD Expenditures	Unencumbered Balance	YTD % Expenditures
5722-850-710-0000	Principal	\$0.00	\$0.00	\$27,720.00	\$0.00	\$27,630.88	\$89.12	99.678%
	OPWC Debt (\$18.34) Fund Total:	\$0.00	\$0.00	\$27,720.00	\$0.00	\$27,630.88	\$89.12	99.678%
	Report Total:	\$1,074.92	\$0.00	\$303,019.02	\$8,720.48	\$209,238.44	\$86,135.02	68.807%

Cash Summary by Fund

December 2019

Fund #	Fund Name	Fund Balance 12/31/2019	Fund Balance Adjustments	Revenue (excluding transfers and advances in)	Transfers In	Advances In	Total Fund & Adjustments & Revenue	Expenditures (excluding transfers and advances out)	Transfers Out	Advances Out	Fund Balance 12/31/2019	Non-Pooled Balance	Pooled Balance
1000	General	\$135,195.30	\$0.00	\$5,673.79	\$0.00	\$0.00	\$140,869.09	\$3,351.34	\$1,170.00	\$0.00	\$136,347.75	\$0.00	\$136,347.75
2011	Street Construction, Maint. and Repa	\$7,813.95	\$0.00	\$1,947.86	\$1,170.00	\$0.00	\$10,931.81	\$1,226.93	\$0.00	\$0.00	\$9,704.88	\$0.00	\$9,704.88
2021	State Highway	\$12,382.85	\$0.00	\$157.93	\$0.00	\$0.00	\$12,540.78	\$1.22	\$0.00	\$0.00	\$12,539.56	\$0.00	\$12,539.56
2101	Permissive Motor Vehicle License Te	\$24,877.85	\$0.00	\$228.75	\$0.00	\$0.00	\$25,106.60	\$0.00	\$0.00	\$0.00	\$25,106.60	\$0.00	\$25,106.60
5201	Sewer Operating	\$101,517.96	\$0.00	\$8,536.59	\$0.00	\$0.00	\$110,054.55	\$4,176.30	\$2,302.57	\$0.00	\$103,575.68	\$0.00	\$103,575.68
5721	WPCLF Debt (\$17.16)	\$0.00	\$0.00	\$0.00	\$0.00	\$0.00	\$0.00	\$0.00	\$0.00	\$0.00	\$0.00	\$0.00	\$0.00
5722	OPWC Debt (\$18.34)	\$11,512.87	\$0.00	\$0.00	\$2,302.57	\$0.00	\$13,815.44	\$13,815.44	\$0.00	\$0.00	\$0.00	\$0.00	\$0.00
Report Total:		\$293,300.78	\$0.00	\$16,544.92	\$3,472.57	\$0.00	\$313,318.27	\$22,571.23	\$3,472.57	\$0.00	\$287,274.47	\$0.00	\$287,274.47

Revenue Status

By Fund

As Of 12/31/2019

Fund: 1000 General

Account Code	Account Name	Final Budget	Revenue	Budget Balance	YTD % Received
1000-110-0000	General Property Tax - Real Estate	\$3,900.00	\$3,832.21	\$67.79	98.262%
1000-120-0000	Tangible Personal Property Tax	\$0.00	\$0.00	\$0.00	0.000%
1000-130-0000	Municipal Income Tax	\$45,000.00	\$53,922.64	-\$8,922.64	119.828%
1000-211-0000	Local Government Distribution	\$8,696.91	\$12,352.73	-\$3,655.82	142.036%
1000-222-0000	Cigarette Tax	\$0.00	\$0.00	\$0.00	0.000%
1000-224-0000	Liquor and Beer Permit Fees	\$400.00	\$0.00	\$400.00	0.000%
1000-231-0000	Property Tax Allocation	\$0.00	\$0.00	\$0.00	0.000%
1000-419-0000	Other - Federal Receipts	\$0.00	\$0.00	\$0.00	0.000%
1000-429-0000	Other - State Receipts	\$0.00	\$121.93	-\$121.93	0.000%
1000-541-0000	Consumer Rent	\$0.00	\$0.00	\$0.00	0.000%
1000-544-0000	Deposits	\$0.00	\$0.00	\$0.00	0.000%
1000-612-0000	Court Fines	\$0.00	\$0.00	\$0.00	0.000%
1000-623-0000	Zoning	\$0.00	\$70.00	-\$70.00	0.000%
1000-701-0000	Interest	\$0.00	\$0.00	\$0.00	0.000%
1000-891-0000	Other - Miscellaneous Operating	\$0.00	\$301.54	-\$301.54	0.000%
1000-892-0000	Other - Miscellaneous Non-Operating	\$0.00	\$295.00	-\$295.00	0.000%
1000-999-0000	Other - Other Financing Sources	\$0.00	\$0.00	\$0.00	0.000%
Fund 1000 Sub-Total:		\$57,996.91	\$70,896.05	-\$12,899.14	122.241%

Revenue Status

By Fund

As Of 12/31/2019

Fund: 2011 Street Construction, Maint. and Repair

Account Code	Account Name	Final Budget	Revenue	Budget Balance	YTD % Received
2011-225-0000	Gasoline Tax (State)	\$10,800.00	\$14,911.84	-\$4,111.84	138.073%
2011-226-0000	License Tax - State Levied	\$1,500.00	\$2,492.02	-\$992.02	166.135%
2011-429-0000	Other - State Receipts	\$0.00	\$67.74	-\$67.74	0.000%
2011-701-0000	Interest	\$0.00	\$0.00	\$0.00	0.000%
2011-931-0000	Transfers - In	\$23,000.00	\$22,444.27	\$555.73	97.584%
2011-999-0000	Other - Other Financing Sources	\$0.00	\$0.00	\$0.00	0.000%
Fund 2011 Sub-Total:		\$35,300.00	\$39,915.87	-\$4,615.87	113.076%

Fund: 2021 State Highway

Account Code	Account Name	Final Budget	Revenue	Budget Balance	YTD % Received
2021-225-0000	Gasoline Tax (State)	\$820.00	\$1,209.09	-\$389.09	147.450%
2021-226-0000	License Tax - State Levied	\$150.00	\$202.07	-\$52.07	134.713%
2021-429-0000	Other - State Receipts	\$0.00	\$13.55	-\$13.55	0.000%
2021-701-0000	Interest	\$0.00	\$0.00	\$0.00	0.000%
Fund 2021 Sub-Total:		\$970.00	\$1,424.71	-\$454.71	146.877%

Fund: 2101 Permissive Motor Vehicle License Tax

Account Code	Account Name	Final Budget	Revenue	Budget Balance	YTD % Received
2101-150-0000	License Tax - Local Levied by Council	\$2,100.00	\$2,514.37	-\$414.37	119.732%
2101-490-0000	Other - Intergovernmental	\$0.00	\$0.00	\$0.00	0.000%
2101-701-0000	Interest	\$0.00	\$0.00	\$0.00	0.000%
Fund 2101 Sub-Total:		\$2,100.00	\$2,514.37	-\$414.37	119.732%

Revenue Status

By Fund
As Of 12/31/2019

Fund: 5201 Sewer Operating

Account Code	Account Name	Final Budget	Revenue	Budget Balance	YTD % Received
5201-429-0000	Other - State Receipts	\$0.00	\$162.86	-\$162.86	0.000%
5201-541-0000	Consumer Rent	\$130,000.00	\$129,075.58	\$924.42	99.289%
5201-891-0000	Other - Miscellaneous Operating	\$0.00	\$0.00	\$0.00	0.000%
5201-892-0000	Other - Miscellaneous Non-Operating	\$0.00	\$2,410.45	-\$2,410.45	0.000%
5201-931-0000	Transfers - In	\$0.00	\$0.00	\$0.00	0.000%
Fund 5201 Sub-Total:		\$130,000.00	\$131,648.89	-\$1,648.89	101.268%

Fund: 5721 WPCLF Debt (\$17.16)

Account Code	Account Name	Final Budget	Revenue	Budget Balance	YTD % Received
5721-541-0000	Consumer Rent	\$0.00	\$0.00	\$0.00	0.000%
5721-931-0000	Transfers - In	\$0.00	\$0.00	\$0.00	0.000%
Fund 5721 Sub-Total:		\$0.00	\$0.00	\$0.00	0.000%

Fund: 5722 OPWC Debt (\$18.34)

Account Code	Account Name	Final Budget	Revenue	Budget Balance	YTD % Received
5722-541-0000	Consumer Rent	\$0.00	\$0.00	\$0.00	0.000%
5722-931-0000	Transfers - In	\$27,720.00	\$27,630.88	\$89.12	99.678%
Fund 5722 Sub-Total:		\$27,720.00	\$27,630.88	\$89.12	99.678%
Report Total:		\$254,086.91	\$274,030.77	-\$19,943.86	107.849%

Payment Listing

December 2019

Payment Advice #	Post Date	Transaction Date	Type	Vendor / Payee	Amount	Status
139-2019	12/16/2019	12/19/2019	EW	Ohio Public Employees Retirement System	\$908.89	C
142-2019	12/11/2019	01/12/2020	CH	Wex Bank	\$60.00	C
143-2019	12/10/2019	01/12/2020	CH	Ohio Bureau of Workers' Compensation	\$33.07	C
144-2019	12/06/2019	01/12/2020	CH	Dayton Power & Light	\$525.12	C
10735	11/30/2019	11/30/2019	AW	Dayton Power & Light	\$525.12 *	V
10735	12/05/2019	01/12/2020	AW	Dayton Power & Light	-\$525.12	V
10741	12/06/2019	12/06/2019	PR	Ronald L Moore	\$991.82	C
10742	12/06/2019	12/06/2019	AW	Ronald Moore	\$129.65	C
10743	12/06/2019	12/06/2019	AW	Treasurer of State OPWC	\$13,815.44	C
10744	12/06/2019	12/06/2019	AW	Village of North Lewisburg	\$1,876.00	O
10745	12/06/2019	12/06/2019	AW	Nationwide Insurance Company	\$317.77	C
10746	12/06/2019	12/06/2019	AW	Treasurer of State	\$384.00	C
10747	12/06/2019	12/06/2019	AW	Woodstock Post Master	\$49.00	C
10748	12/09/2019	12/06/2019	PR	Melinda L. Current	\$147.36	C
10749	12/09/2019	12/06/2019	PR	MICHAEL E DIXON	\$46.49	C
10750	12/09/2019	12/06/2019	PR	PHILLIP GARLAND	\$150.68	C
10751	12/09/2019	12/06/2019	PR	JACQUELYN L HAYES	\$103.71	C
10752	12/09/2019	12/06/2019	PR	James J. Weidner	\$150.68	C
10753	12/09/2019	12/06/2019	PR	Paul R Zizzo	\$150.73	C
10754	12/20/2019	12/19/2019	PR	Ronald L Moore	\$590.19	C
10755	12/19/2019	12/19/2019	AW	Ronald Moore	\$32.96	C
10756	12/19/2019	12/19/2019	AW	Ronald Moore	\$25.00	C
10757	12/19/2019	12/19/2019	AW	Covalen	\$507.75	C
10758	12/19/2019	12/19/2019	AW	Heritage Cooperative	\$446.12	C
10759	12/19/2019	12/19/2019	AW	Woodstock Post Master	\$55.00	C
10760	12/28/2019	12/28/2019	RW	Jeremy A. Roberts	\$75.00	O
10761	12/28/2019	12/28/2019	AW	Dayton Power & Light	\$533.55	O
10762	12/28/2019	12/28/2019	AW	Frontier	\$179.98	O
10763	12/31/2019	12/28/2019	PR	Thomas M. Hallinan	\$486.01	O
10764	12/31/2019	12/28/2019	PR	BRADLEY G HERRON	\$261.61	O
Total Payments:					\$22,508.46	
Total Conversion Vouchers:					\$0.00	
Total Less Conversion Vouchers:					\$22,508.46	

Type: AM - Accounting Manual Warrant, AW - Accounting Warrant, IM - Investment Manual Warrant, IW - Investment Warrant, PM - Payroll Manual Warrant, PR - Payroll Warrant, RW - Reduction of Receipt Warrant, SW - Skipped Warrant, WH - Withholding Warrant, WM - Withholding Manual, WS - Special Warrant, CH - Electronic Payment Advice, IL - Investment Loss, EP - Payroll EFT Voucher, CV - Payroll Conversion Voucher, SV - Payroll Special Voucher, EW - Withholding Voucher, POS ADJ - Positive Adjustment, NEG ADJ - Negative Adjustment, POS REAL - Positive Reallocation, NEG REAL - Negative Reallocation

Status: O - Outstanding, C - Cleared, V - Voided, B - Batch

* Asterisked amounts are not included in report totals. These transactions occurred outside the reported date range but are listed for reference.