

**Bank Reconciliation**

Reconciled Date 8/31/2017

UAN v2017.2

Posted 9/11/2017 5:16:43 AM



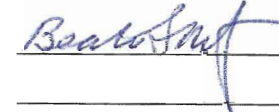

Prior UAN Balance:		\$235,415.39
Receipts:	+	\$12,072.42
Payments:	-	\$6,835.54
Adjustments:	+	\$0.00
Current UAN Balance as of 08/31/2017:		\$240,652.27
Other Adjusting Factors:	+	-\$90.77
Adjusted UAN Balance as of 08/31/2017:		<u>\$240,561.50</u>
Entered Bank Balances as of 08/31/2017:		\$242,564.43
Deposits in Transit:	+	\$0.00
Outstanding Payments:	-	\$2,002.93
Outstanding Adjustments:	+	\$0.00
Other Adjusting Factors:	+	\$0.00
Adjusted Bank Balances as of 08/31/2017:		<u>\$240,561.50</u>

Balances Reconciled

Reconciliation Notes

Receipts Not In UAN:	\$0.08
Payments Not In UAN:	\$90.85

Governing Board Signatures

There are no outstanding receipts as of 08/31/2017.

There are no outstanding adjustments as of 08/31/2017.

**Bank Balances**

Reconciled Date 8/31/2017

Posted 9/11/2017 5:16:43 AM

<u>Type</u>	<u>Name</u>	<u>Number</u>	<u>Prior Bank Balance</u>	<u>Calculated Bank Balance</u>	<u>Entered Bank Balance</u>	<u>Difference</u>
Primary	PRIMARY	1200121159122	\$240,333.49	\$242,564.43	\$242,564.43	\$0.00
Investment	ESCROW	34002537	\$0.00	\$0.00	\$0.00	\$0.00
<b>Total:</b>			<u>\$240,333.49</u>	<u>\$242,564.43</u>	<u>\$242,564.43</u>	<u>\$0.00</u>

**Outstanding Payments**

Reconciled Date 8/31/2017

Posted 9/11/2017 5:16:43 AM

<u>Account</u>	<u>Type</u>	<u>Payment #</u>	<u>Post Date</u>	<u>Vendor / Payee</u>	<u>Amount</u>
PRIMARY	Warrant	10169	08/26/2017	All-Phase Electric - Urbana	\$36.63
PRIMARY	Warrant	10170	08/26/2017	Frontier	\$167.35
PRIMARY	Warrant	10171	08/26/2017	Dayton Power & Light	\$649.01
PRIMARY	Warrant	10172	08/26/2017	Ronald Moore	\$25.00
PRIMARY	Warrant	10173	08/26/2017	Woodstock Post Master	\$47.60
PRIMARY	Warrant	10174	08/31/2017	BRADLEY G HERRON	\$261.57
PRIMARY	Warrant	10175	08/31/2017	Thomas M. Hallinan	\$472.85
PRIMARY	Warrant	10176	08/30/2017	Quill	\$342.92
					<hr/>
					<u>\$2,002.93</u>

### Appropriation Status

By Fund  
As Of 9/11/2017

Fund: General  
Pooled Balance: \$94,616.95  
Non-Pooled Balance: \$0.00  
Total Cash Balance: \$94,616.95

Account Code	Account Name	Reserved for Encumbrance 12/31	Reserved for Encumbrance 12/31 Adjustment	Final Appropriation	Current Reserve for Encumbrance	YTD Expenditures	Unencumbered Balance	YTD % Expenditures
1000-130-311-0000	Electricity	\$0.00	\$0.00	\$5,800.00	\$2,917.39	\$2,882.61	\$0.00	49.700%
1000-210-344-0000	D Tax Collection Fees	\$0.00	\$0.00	\$1,600.00	\$0.00	\$1,353.27	\$246.73	84.579%
1000-320-100-0000	D Personal Services	\$23.95	\$0.00	\$3,023.95	\$75.08	\$1,978.87	\$993.95	64.926%
1000-320-211-0000	D Ohio Public Employees Retirement System	\$0.00	\$0.00	\$600.00	\$0.00	\$267.68	\$332.32	44.613%
1000-320-213-0000	D Medicare	\$0.00	\$0.00	\$100.00	\$0.00	\$24.60	\$75.40	24.600%
1000-320-225-0000	D Workers' Compensation	\$0.00	\$0.00	\$25.00	\$0.00	\$16.32	\$8.68	65.280%
1000-320-311-0000	Electricity	\$0.00	\$0.00	\$800.00	\$518.10	\$281.90	\$0.00	35.238%
1000-320-353-0000	Liability Insurance Premiums	\$0.00	\$0.00	\$50.00	\$0.00	\$0.00	\$50.00	0.000%
1000-320-420-0000	Operating Supplies and Materials	\$0.00	\$0.00	\$300.00	\$0.00	\$0.00	\$300.00	0.000%
1000-320-431-0000	Repairs and Maintenance of Buildings and Land	\$0.00	\$0.00	\$3,900.00	\$338.26	\$161.74	\$3,400.00	4.147%
1000-320-432-0000	Repairs and Maintenance of Machinery & Equip	\$0.00	\$0.00	\$700.00	\$0.00	\$295.98	\$404.02	42.283%
1000-320-440-0000	Small Tools and Minor Equipment	\$0.00	\$0.00	\$0.00	\$0.00	\$0.00	\$0.00	0.000%
1000-320-540-0000	Machinery, Equipment and Furniture	\$0.00	\$0.00	\$0.00	\$0.00	\$0.00	\$0.00	0.000%
1000-390-650-0000	Contributions to Other Organizations	\$0.00	\$0.00	\$250.00	\$0.00	\$0.00	\$250.00	0.000%
1000-410-320-0000	Communications, Printing and Advertising	\$0.00	\$0.00	\$0.00	\$0.00	\$0.00	\$0.00	0.000%
1000-410-349-0000	Other - Professional and Technical Services	\$0.00	\$0.00	\$500.00	\$0.00	\$487.50	\$12.50	97.500%
1000-710-161-0000	D Salary - Mayor	\$76.29	\$0.00	\$1,736.29	\$90.12	\$1,231.14	\$491.32	67.922%
1000-710-211-0000	D Ohio Public Employees Retirement System	\$0.00	\$0.00	\$300.00	\$0.00	\$154.96	\$145.04	51.653%
1000-710-213-0000	D Medicare	\$0.00	\$0.00	\$30.00	\$0.00	\$18.09	\$11.91	60.300%
1000-710-225-0000	D Workers' Compensation	\$0.00	\$0.00	\$30.00	\$0.00	\$15.54	\$14.46	51.800%
1000-710-252-0000	Travel and Transportation	\$0.00	\$0.00	\$400.00	\$0.00	\$0.00	\$400.00	0.000%
1000-710-348-0000	Training Services	\$0.00	\$0.00	\$200.00	\$0.00	\$0.00	\$200.00	0.000%
1000-715-111-0000	D Salaries - Council	\$77.73	\$0.00	\$3,877.73	\$33.43	\$1,909.30	\$2,012.73	48.270%
1000-715-211-0000	D Ohio Public Employees Retirement System	\$0.00	\$0.00	\$200.00	\$0.00	\$95.20	\$104.80	47.600%
1000-715-212-0000	D Social Security	\$0.00	\$0.00	\$250.00	\$0.00	\$105.09	\$144.91	42.036%
1000-715-213-0000	D Medicare	\$0.00	\$0.00	\$65.00	\$0.00	\$34.67	\$30.33	53.389%
1000-715-225-0000	D Workers' Compensation	\$0.00	\$0.00	\$65.00	\$0.00	\$0.00	\$65.00	0.000%
1000-715-252-0000	Travel and Transportation	\$0.00	\$0.00	\$0.00	\$0.00	\$0.00	\$0.00	0.000%
1000-715-348-0000	Training Services	\$0.00	\$0.00	\$100.00	\$0.00	\$0.00	\$100.00	0.000%
1000-715-391-0000	Dues and Fees	\$0.00	\$0.00	\$0.00	\$0.00	\$0.00	\$0.00	0.000%
1000-725-121-0000	D Salary - Clerk/Treasurer	\$186.68	\$0.00	\$6,386.68	\$139.84	\$3,821.08	\$2,612.44	58.130%
1000-725-211-0000	D Ohio Public Employees Retirement System	\$0.00	\$0.00	\$930.00	\$0.00	\$528.40	\$401.60	56.817%
1000-725-212-0000	D Social Security	\$0.00	\$0.00	\$0.00	\$0.00	\$0.00	\$0.00	0.000%
1000-725-213-0000	D Medicare	\$0.00	\$0.00	\$120.00	\$0.00	\$61.56	\$58.44	51.300%
1000-725-225-0000	D Workers' Compensation	\$0.00	\$0.00	\$75.00	\$0.00	\$33.61	\$41.39	44.813%
1000-725-240-0000	D Unemployment Compensation	\$0.00	\$0.00	\$55.00	\$0.00	\$0.00	\$55.00	0.000%
1000-725-252-0000	Travel and Transportation	\$0.00	\$0.00	\$175.00	\$0.00	\$0.00	\$175.00	0.000%
1000-725-320-0000	Communications, Printing and Advertising	\$0.00	\$0.00	\$135.00	\$0.00	\$26.78	\$108.22	19.837%

Report reflects selected information.

### Appropriation Status By Fund

As Of 9/11/2017

Account Code	Account Name	Reserved for	Reserved for	Final	Current Reserve	YTD Expenditures	Unencumbered	YTD %
		Encumbrance 12/31	Encumbrance 12/31 Adjustment					
1000-725-343-0000	Uniform Accounting Network Fees	\$0.00	\$0.00	\$550.00	\$0.00	\$477.90	\$372.10	56.224%
1000-725-348-0000	Training Services	\$0.00	\$0.00	\$175.00	\$0.00	\$0.00	\$175.00	0.000%
1000-725-354-0000	Fidelity Bond Premiums	\$0.00	\$0.00	\$100.00	\$0.00	\$0.00	\$100.00	0.000%
1000-725-391-0000	Dues and Fees	\$0.00	\$0.00	\$390.00	\$0.00	\$390.00	\$0.00	100.000%
1000-725-410-0000	Office Supplies and Materials	\$0.00	\$0.00	\$500.00	\$140.00	\$331.90	\$28.10	66.380%
1000-730-100-0000	D Personal Services	\$107.70	\$0.00	\$2,207.70	\$145.60	\$1,598.10	\$571.70	69.020%
1000-730-211-0000	D Ohio Public Employees Retirement System	\$0.00	\$0.00	\$315.00	\$0.00	\$174.16	\$140.84	55.289%
1000-730-212-0000	D Social Security	\$0.00	\$0.00	\$0.00	\$0.00	\$0.00	\$0.00	0.000%
1000-730-213-0000	D Medicare	\$0.00	\$0.00	\$300.00	\$0.00	\$22.84	\$7.16	7.6133%
1000-730-225-0000	D Workers' Compensation	\$0.00	\$0.00	\$50.00	\$0.00	\$38.83	\$11.17	77.660%
1000-730-252-0000	Travel and Transportation	\$0.00	\$0.00	\$50.00	\$0.00	\$50.00	\$0.00	100.000%
1000-730-311-0000	Electricity	\$0.00	\$0.00	\$2,500.00	\$1,482.94	\$1,017.06	\$0.00	40.682%
1000-730-314-0000	Heating Oil	\$0.00	\$0.00	\$1,800.00	\$1,455.05	\$344.95	\$0.00	19.164%
1000-730-321-0000	Telephone	\$0.00	\$0.00	\$625.00	\$185.06	\$439.94	\$0.00	70.390%
1000-730-329-0000	Other-Communications, Printing & Advertising	\$0.00	\$0.00	\$0.00	\$0.00	\$0.00	\$0.00	0.000%
1000-730-343-0000	Other - Professional and Technical Services	\$0.00	\$0.00	\$950.00	\$0.00	\$49.20	\$900.80	5.179%
1000-730-353-0000	Liability Insurance Premiums	\$0.00	\$0.00	\$200.00	\$0.00	\$190.13	\$9.87	95.065%
1000-730-392-0000	Buildings and Other Structures	\$0.00	\$0.00	\$1,425.50	\$0.00	\$1,425.00	\$0.00	100.000%
1000-730-394-0000	Machinery, Equipment & Furniture	\$0.00	\$0.00	\$0.00	\$0.00	\$0.00	\$0.00	0.000%
1000-730-398-0000	Garbage and Trash Removal	\$0.00	\$0.00	\$1,275.00	\$0.00	\$600.00	\$675.00	47.059%
1000-730-420-0000	Operating Supplies and Materials	\$0.00	\$0.00	\$1,100.00	\$0.00	\$417.10	\$682.90	37.918%
1000-730-431-0000	Repairs and Maintenance of Buildings and Land	\$0.00	\$0.00	\$1,100.00	\$0.00	\$964.98	\$135.02	87.725%
1000-730-432-0000	Repairs and Maintenance of Machinery & Equip	\$0.00	\$0.00	\$2,000.00	\$0.00	\$0.00	\$2,000.00	0.000%
1000-730-440-0000	Small Tools and Minor Equipment	\$0.00	\$0.00	\$0.00	\$0.00	\$0.00	\$0.00	0.000%
1000-730-510-0000	Land and Land Improvements	\$0.00	\$0.00	\$0.00	\$0.00	\$0.00	\$0.00	0.000%
1000-730-530-0000	Buildings and Other Structures	\$0.00	\$0.00	\$2,500.00	\$0.00	\$0.00	\$2,500.00	0.000%
1000-730-610-0000	D Deposits Refunded	\$0.00	\$0.00	\$200.00	\$0.00	\$0.00	\$200.00	0.000%
1000-740-344-0000	D Tax Collection Fees	\$0.00	\$0.00	\$400.00	\$0.00	\$0.00	\$400.00	0.000%
1000-745-342-0000	Auditing Services	\$0.00	\$0.00	\$1,000.00	\$0.00	\$0.00	\$0.00	100.000%
1000-750-341-0000	Accounting and Legal Fees	\$0.00	\$0.00	\$500.00	\$0.00	\$48.19	\$451.81	9.638%
1000-755-349-0000	Other - Professional and Technical Services	\$0.00	\$0.00	\$1,500.00	\$851.20	\$172.80	\$476.00	11.520%
1000-790-100-0000	D Personal Services	\$0.00	\$0.00	\$0.00	\$0.00	\$0.00	\$0.00	0.000%
1000-790-211-0000	D Ohio Public Employees Retirement System	\$0.00	\$0.00	\$0.00	\$0.00	\$0.00	\$0.00	0.000%
1000-790-213-0000	D Medicare	\$0.00	\$0.00	\$0.00	\$0.00	\$0.00	\$0.00	0.000%
1000-790-225-0000	D Workers' Compensation	\$0.00	\$0.00	\$0.00	\$0.00	\$0.00	\$0.00	0.000%
1000-790-252-0000	Travel and Transportation	\$0.00	\$0.00	\$0.00	\$0.00	\$0.00	\$0.00	0.000%
1000-790-322-0000	Postage	\$0.00	\$0.00	\$220.00	\$54.00	\$166.00	\$0.00	75.455%
1000-790-348-0000	Training Services	\$0.00	\$0.00	\$60.00	\$0.00	\$0.00	\$60.00	0.000%
1000-790-349-0000	Other - Professional and Technical Services	\$0.00	\$0.00	\$0.00	\$0.00	\$0.00	\$0.00	0.000%
1000-790-351-0000	Insurance and Bonding	\$0.00	\$0.00	\$1,000.00	\$0.00	\$401.39	\$598.61	40.139%
1000-790-391-0000	Dues and Fees	\$0.00	\$0.00	\$0.00	\$0.00	\$0.00	\$0.00	0.000%
1000-790-394-0000	Machinery, Equipment & Furniture	\$0.00	\$0.00	\$0.00	\$0.00	\$0.00	\$0.00	0.000%
1000-790-420-0000	Operating Supplies and Materials	\$0.00	\$0.00	\$0.00	\$0.00	\$0.00	\$0.00	0.000%
1000-790-433-0000	Repairs and Maintenance of Motor Vehicles	\$0.00	\$0.00	\$0.00	\$0.00	\$0.00	\$0.00	0.000%

Report reflects selected information.

### Appropriation Status

By Fund  
As Of 9/11/2017

Account Code	Account Name	Reserved for Encumbrance 12/31	Reserved for Encumbrance 12/31 Adjustment	Final Appropriation	Current Reserve for Encumbrance	YTD Expenditures	Unencumbered Balance	YTD % Expenditures
1000-790-440-0000	Small Tools and Minor Equipment	\$0.00	\$0.00	\$0.00	\$0.00	\$0.00	\$0.00	0.000%
1000-790-490-0000	Other - Supplies and Materials	\$0.00	\$0.00	\$0.00	\$0.00	\$0.00	\$0.00	0.000%
1000-790-540-0000	Machinery, Equipment and Furniture	\$0.00	\$0.00	\$200.00	\$0.00	\$199.99	\$0.01	99.995%
1000-790-610-0000	D Deposits Refunded	\$0.00	\$0.00	\$0.00	\$0.00	\$0.00	\$0.00	0.000%
1000-800-540-0000	Machinery, Equipment and Furniture	\$0.00	\$0.00	\$0.00	\$0.00	\$0.00	\$0.00	0.000%
1000-910-910-0000	D Transfers - Out	\$0.00	\$0.00	\$0.00	\$0.00	\$0.00	\$0.00	0.000%
1000-990-990-0000	D Other - Other Financing Uses	\$0.00	\$0.00	\$0.00	\$0.00	\$0.00	\$0.00	0.000%
General Fund Total:		\$472.35	\$0.00	\$58,002.35	\$8,426.07	\$26,306.35	\$23,742.28	44.988%

Fund: Street Construction, Maint and Repair  
 Pooled Balance: \$7,932.75  
 Non-Pooled Balance: \$0.00  
 Total Cash Balance: \$7,932.75

Account Code	Account Name	Reserved for Encumbrance 12/31	Reserved for Encumbrance 12/31 Adjustment	Final Appropriation	Current Reserve for Encumbrance	YTD Expenditures	Unencumbered Balance	YTD % Expenditures
2011-620-100-0000	D Personal Services	\$289.82	\$0.00	\$6,289.82	\$141.35	\$3,328.47	\$3,109.82	50.587%
2011-620-211-0000	D Ohio Public Employees Retirement System	\$0.00	\$0.00	\$900.00	\$0.00	\$403.20	\$496.80	44.800%
2011-620-213-0000	D Medicare	\$0.00	\$0.00	\$100.00	\$0.00	\$68.44	\$31.56	68.440%
2011-620-225-0000	D Workers' Compensation	\$0.00	\$0.00	\$100.00	\$0.00	\$44.83	\$55.17	44.830%
2011-620-252-0000	Travel and Transportation	\$0.00	\$0.00	\$200.00	\$1.71	\$48.29	\$150.00	24.145%
2011-620-321-0000	Telephone	\$0.00	\$0.00	\$700.00	\$185.06	\$439.94	\$75.00	62.849%
2011-620-330-0000	Rents and Leases	\$0.00	\$0.00	\$0.00	\$0.00	\$0.00	\$0.00	0.000%
2011-620-349-0000	Other - Professional and Technical Services	\$0.00	\$0.00	\$0.00	\$0.00	\$0.00	\$0.00	0.000%
2011-620-351-0000	Insurance and Bonding	\$0.00	\$0.00	\$1,000.00	\$0.00	\$908.41	\$91.59	90.841%
2011-620-393-0000	Motor Vehicles	\$0.00	\$0.00	\$0.00	\$0.00	\$0.00	\$0.00	0.000%
2011-620-394-0000	Machinery, Equipment & Furniture	\$0.00	\$0.00	\$0.00	\$0.00	\$0.00	\$0.00	0.000%
2011-620-396-0000	Streets, Highways, Curbs and Sidewalks	\$0.00	\$0.00	\$1,000.00	\$0.00	\$0.00	\$1,000.00	0.000%
2011-620-420-0000	Operating Supplies and Materials	\$0.00	\$0.00	\$1,100.00	\$620.13	\$479.87	\$0.00	43.625%
2011-620-432-0000	Repairs and Maintenance of Machinery & Equip	\$0.00	\$0.00	\$1,000.00	\$373.61	\$624.62	\$1.77	62.462%
2011-620-433-0000	Repairs and Maintenance of Motor Vehicles	\$0.00	\$0.00	\$400.00	\$0.00	\$0.00	\$400.00	0.000%
2011-620-440-0000	Small Tools and Minor Equipment	\$0.00	\$0.00	\$300.00	\$0.00	\$0.00	\$300.00	0.000%
2011-620-540-0000	Machinery, Equipment and Furniture	\$0.00	\$0.00	\$0.00	\$0.00	\$0.00	\$0.00	0.000%
2011-630-399-0000	Other - Other Contractual Services	\$0.00	\$0.00	\$0.00	\$0.00	\$0.00	\$0.00	0.000%
2011-745-342-0000	Auditing Services	\$0.00	\$0.00	\$560.00	\$0.00	\$301.57	\$258.43	53.852%
2011-800-550-0000	Motor Vehicles	\$0.00	\$0.00	\$0.00	\$0.00	\$0.00	\$0.00	0.000%
Street Construction, Maint. and Repair Fund Total:		\$289.82	\$0.00	\$13,649.82	\$1,321.86	\$6,647.64	\$5,970.14	47.689%

Fund: State Highway  
 Pooled Balance: \$9,746.60  
 Non-Pooled Balance: \$0.00  
 Total Cash Balance: \$9,746.60  
 Report reflects selected information.



**Appropriation Status**

By Fund

UAN V2017.2

As Of 9/11/2017

Account Code	Account Name	Reserved for Encumbrance 12/31	Reserved for Encumbrance 12/31 Adjustment	Final Appropriation	Current Reserve for Encumbrance	YTD Expenditures	Unencumbered Balance	YTD % Expenditures
2021-620-100-0000	D Personal Services	\$0.00	\$0.00	\$500.00	\$0.00	\$0.00	\$500.00	0.000%
2021-620-211-0000	D Ohio Public Employees Retirement System	\$0.00	\$0.00	\$70.00	\$0.00	\$0.00	\$70.00	0.000%
2021-620-213-0000	D Medicare	\$0.00	\$0.00	\$20.00	\$0.00	\$0.00	\$20.00	0.000%
2021-620-225-0000	D Workers' Compensation	\$0.00	\$0.00	\$20.00	\$0.00	\$20.00	\$0.00	100.000%
2021-620-490-0000	Other - Supplies and Materials	\$0.00	\$0.00	\$0.00	\$0.00	\$0.00	\$0.00	0.000%
2021-745-342-0000	Auditing Services	\$0.00	\$0.00	\$0.00	\$0.00	\$0.00	\$0.00	0.000%
2021-800-555-0000	Streets, Highways, Sidewalks and Curbs	\$0.00	\$0.00	\$0.00	\$0.00	\$0.00	\$0.00	0.000%
State Highway Fund Total:		\$0.00	\$0.00	\$610.00	\$0.00	\$20.00	\$590.00	3.279%

Fund: Permissive Motor Vehicle License Tax  
 Pooled Balance: \$18,583.00  
 Non-Pooled Balance: \$0.00  
 Total Cash Balance: \$18,583.00

Account Code	Account Name	Reserved for Encumbrance 12/31	Reserved for Encumbrance 12/31 Adjustment	Final Appropriation	Current Reserve for Encumbrance	YTD Expenditures	Unencumbered Balance	YTD % Expenditures
2101-620-396-0000	Streets, Highways, Curbs and Sidewalks	\$0.00	\$0.00	\$3,000.00	\$0.00	\$0.00	\$3,000.00	0.000%
2101-745-342-0000	Auditing Services	\$0.00	\$0.00	\$500.00	\$0.00	\$0.00	\$500.00	0.000%
2101-800-555-0000	Streets, Highways, Sidewalks and Curbs	\$0.00	\$0.00	\$0.00	\$0.00	\$0.00	\$0.00	0.000%
Permissive Motor Vehicle License Tax Fund Total:		\$0.00	\$0.00	\$3,500.00	\$0.00	\$0.00	\$3,500.00	0.000%

Fund: Sewer Operating  
 Pooled Balance: \$99,370.90  
 Non-Pooled Balance: \$0.00  
 Total Cash Balance: \$99,370.90

Account Code	Account Name	Reserved for Encumbrance 12/31	Reserved for Encumbrance 12/31 Adjustment	Final Appropriation	Current Reserve for Encumbrance	YTD Expenditures	Unencumbered Balance	YTD % Expenditures
5201-541-131-0000	D Salary - Administrator	\$27.63	\$0.00	\$2,127.63	\$23.42	\$1,204.21	\$927.63	55.873%
5201-541-211-0000	D Ohio Public Employees Retirement System	\$0.00	\$0.00	\$315.00	\$0.00	\$168.00	\$147.00	53.333%
5201-541-213-0000	D Medicare	\$0.00	\$0.00	\$50.00	\$0.00	\$19.62	\$30.38	39.240%
5201-541-225-0000	D Workers' Compensation	\$0.00	\$0.00	\$25.00	\$0.00	\$16.96	\$8.04	67.840%
5201-542-121-0000	D Salary - Clerk/Treasurer	\$46.68	\$0.00	\$2,346.68	\$34.95	\$955.33	\$1,403.08	39.916%
5201-542-211-0000	D Ohio Public Employees Retirement System	\$0.00	\$0.00	\$345.00	\$0.00	\$132.08	\$212.92	38.284%
5201-542-213-0000	D Medicare	\$0.00	\$0.00	\$50.00	\$0.00	\$15.39	\$34.61	30.780%
5201-542-225-0000	D Workers' Compensation	\$0.00	\$0.00	\$25.00	\$0.00	\$14.48	\$10.52	57.920%
5201-542-252-0000	Travel and Transportation	\$0.00	\$0.00	\$400.00	\$301.26	\$98.74	\$0.00	24.685%
5201-542-321-0000	Telephone	\$0.00	\$0.00	\$700.00	\$185.04	\$439.96	\$75.00	62.851%
5201-542-322-0000	Postage	\$0.00	\$0.00	\$600.00	\$167.20	\$432.80	\$0.00	72.133%
5201-542-341-0000	Accounting and Legal Fees	\$0.00	\$0.00	\$0.00	\$0.00	\$0.00	\$0.00	0.000%

Report reflects selected information.

**Appropriation Status**

By Fund

AS OF 9/11/2017

Account Code	Account Name	Reserved for Encumbrance 12/31	Reserved for Encumbrance 12/31 Adjustment	Final Appropriation	Current Reserve for Encumbrance	YTD Expenditures	Unencumbered Balance	YTD % Expenditures
5201-542-342-0000	Auditing Services	\$0.00	\$0.00	\$2,970.24	\$0.00	\$2,970.24	\$0.00	100.000%
5201-542-343-0000	Uniform Accounting Network Fees	\$0.00	\$0.00	\$900.00	\$0.00	\$584.10	\$315.90	64.900%
5201-542-344-0000	D Tax Collection Fees	\$0.00	\$0.00	\$1,229.76	\$0.00	\$1,078.17	\$151.59	87.673%
5201-542-410-0000	Office Supplies and Materials	\$0.00	\$0.00	\$900.00	\$0.00	\$167.95	\$732.05	18.661%
5201-542-540-0000	Machinery, Equipment and Furniture	\$0.00	\$0.00	\$200.00	\$0.00	\$200.00	\$0.00	100.000%
5201-542-590-0000	Other - Capital Outlay	\$0.00	\$0.00	\$0.00	\$0.00	\$0.00	\$0.00	0.000%
5201-542-690-0000	Other - Other	\$0.00	\$0.00	\$0.00	\$0.00	\$0.00	\$0.00	0.000%
5201-543-100-0000	D Personal Services	\$680.19	\$0.00	\$24,680.19	\$621.59	\$13,498.60	\$11,240.19	53.227%
5201-543-211-0000	D Ohio Public Employees Retirement System	\$0.00	\$0.00	\$3,600.00	\$0.00	\$1,833.44	\$1,766.56	50.929%
5201-543-213-0000	D Medicare	\$0.00	\$0.00	\$250.00	\$0.00	\$203.50	\$46.50	81.400%
5201-543-225-0000	D Workers' Compensation	\$0.00	\$0.00	\$200.00	\$0.00	\$112.66	\$87.34	56.330%
5201-543-252-0000	Travel and Transportation	\$0.00	\$0.00	\$0.00	\$0.00	\$0.00	\$0.00	0.000%
5201-543-311-0000	Electricity	\$0.00	\$0.00	\$2,300.00	\$1,550.32	\$749.68	\$0.00	32.595%
5201-543-312-0000	Water and Sewage	\$0.00	\$0.00	\$22,512.00	\$7,504.00	\$15,008.00	\$0.00	66.667%
5201-543-314-0000	Heating Oil	\$0.00	\$0.00	\$200.00	\$0.00	\$0.00	\$200.00	0.000%
5201-543-321-0000	Telephone	\$0.00	\$0.00	\$300.00	\$100.00	\$200.00	\$0.00	66.667%
5201-543-330-0000	Rents and Leases	\$0.00	\$0.00	\$0.00	\$0.00	\$0.00	\$0.00	0.000%
5201-543-349-0000	Other - Professional and Technical Services	\$0.00	\$0.00	\$3,940.00	\$3,940.00	\$0.00	\$0.00	0.000%
5201-543-351-0000	Insurance and Bonding	\$0.00	\$0.00	\$612.64	\$0.00	\$612.64	\$0.00	100.000%
5201-543-393-0000	Motor Vehicles	\$0.00	\$0.00	\$0.00	\$0.00	\$0.00	\$0.00	0.000%
5201-543-394-0000	Machinery, Equipment & Furniture	\$0.00	\$0.00	\$10,916.00	\$0.00	\$7,915.45	\$3,000.55	72.512%
5201-543-399-0000	Other - Other Contractual Services	\$0.00	\$0.00	\$1,560.00	\$480.00	\$1,071.60	\$8.40	68.692%
5201-543-410-0000	Office Supplies and Materials	\$0.00	\$0.00	\$500.00	\$0.00	\$0.00	\$500.00	0.000%
5201-543-420-0000	Operating Supplies and Materials	\$0.00	\$0.00	\$1,000.00	\$0.00	\$415.85	\$584.15	41.585%
5201-543-432-0000	Repairs and Maintenance of Machinery & Equip	\$0.00	\$0.00	\$29,000.00	\$6,901.87	\$19,911.78	\$2,186.35	68.661%
5201-543-440-0000	Small Tools and Minor Equipment	\$0.00	\$0.00	\$1,000.00	\$0.00	\$0.00	\$1,000.00	0.000%
5201-543-490-0000	Other - Supplies and Materials	\$0.00	\$0.00	\$100.00	\$0.00	\$0.00	\$100.00	0.000%
5201-543-510-0000	Land and Land Improvements	\$0.00	\$0.00	\$0.00	\$0.00	\$0.00	\$0.00	0.000%
5201-543-540-0000	Machinery, Equipment and Furniture	\$0.00	\$0.00	\$24,000.00	\$24,000.00	\$0.00	\$0.00	0.000%
5201-549-690-0000	Other - Other	\$0.00	\$0.00	\$0.00	\$0.00	\$0.00	\$0.00	0.000%
5201-745-342-0000	Auditing Services	\$0.00	\$0.00	\$0.00	\$0.00	\$0.00	\$0.00	0.000%
5201-910-910-0000	D Transfers - Out	\$0.00	\$0.00	\$55,320.00	\$0.00	\$33,252.72	\$22,067.28	60.110%
Sewer Operating Fund Total:		\$754.50	\$0.00	\$195,175.14	\$45,809.65	\$103,283.95	\$46,836.04	52.715%

Fund: WPCLF Debt (\$17.16)  
 Pooled Balance: \$4,600.00  
 Non-Pooled Balance: \$0.00  
 Total Cash Balance: \$4,600.00

Account Code	Account Name	Reserved for Encumbrance 12/31	Reserved for Encumbrance 12/31 Adjustment	Final Appropriation	Current Reserve for Encumbrance	YTD Expenditures	Unencumbered Balance	YTD % Expenditures
5721-850-710-0000	Principal	\$0.00	\$0.00	\$25,300.00	\$0.00	\$12,666.05	\$12,633.95	50.063%

Report reflects selected information.





**Cash Summary by Fund**

August 2017

Fund #	Fund Name	Fund Balance 8/1/2017	Fund Adjustments	Total						Fund Balance 8/31/2017	Non-Pooled Balance	Pooled Balance	
				Revenue (excluding transfers and advances in)	Transfers In	Advances In	Fund & Adjustments & Revenue	Expenditures (excluding transfers and advances out)	Transfers Out				Advances Out
1000	General	\$94,536.61	\$0.00	\$2,524.09	\$0.00	\$0.00	\$97,060.70	\$2,109.72	\$0.00	\$0.00	\$94,950.98	\$0.00	\$94,950.98
2011	Street Construction, Maint. and Repa	\$7,554.87	\$0.00	\$997.65	\$0.00	\$0.00	\$8,552.52	\$326.69	\$0.00	\$0.00	\$8,225.83	\$0.00	\$8,225.83
2021	State Highway	\$9,665.72	\$0.00	\$80.88	\$0.00	\$0.00	\$9,746.60	\$0.00	\$0.00	\$0.00	\$9,746.60	\$0.00	\$9,746.60
2101	Permissive Motor Vehicle License Te	\$18,448.00	\$0.00	\$135.00	\$0.00	\$0.00	\$18,583.00	\$0.00	\$0.00	\$0.00	\$18,583.00	\$0.00	\$18,583.00
5201	Sewer Operating	\$100,600.19	\$0.00	\$8,354.10	\$0.00	\$0.00	\$108,954.29	\$4,418.43	\$0.00	\$0.00	\$99,925.86	\$0.00	\$99,925.86
5721	WPCLF Debt (\$17.16)	\$2,300.00	\$0.00	\$0.00	\$2,300.00	\$0.00	\$4,600.00	\$0.00	\$0.00	\$0.00	\$4,600.00	\$0.00	\$4,600.00
5722	OPWC Debt (\$18.34)	\$2,310.00	\$0.00	\$0.00	\$2,310.00	\$0.00	\$4,620.00	\$0.00	\$0.00	\$0.00	\$4,620.00	\$0.00	\$4,620.00
	Report Total:	\$235,415.39	\$0.00	\$12,091.72	\$4,610.00	\$0.00	\$252,117.11	\$6,854.84	\$4,610.00	\$0.00	\$240,652.27	\$0.00	\$240,652.27

**Revenue Status**  
By Fund  
As Of 9/11/2017

Fund: 1000 General

Account Code	Account Name	Final Budget	Revenue	Budget Balance	YTD % Received
1000-110-0000	General Property Tax - Real Estate	\$3,500.00	\$3,739.77	-\$239.77	106.851%
1000-120-0000	Tangible Personal Property Tax	\$0.00	\$0.00	\$0.00	0.000%
1000-130-0000	Municipal Income Tax	\$42,000.00	\$28,669.18	\$13,330.82	68.260%
1000-211-0000	Local Government Distribution	\$8,300.00	\$6,733.37	\$1,566.63	81.125%
1000-222-0000	Cigarette Tax	\$0.00	\$0.00	\$0.00	0.000%
1000-224-0000	Liquor and Beer Permit Fees	\$600.00	\$820.40	-\$220.40	136.733%
1000-231-0000	Property Tax Allocation	\$0.00	\$0.00	\$0.00	0.000%
1000-419-0000	Other - Federal Receipts	\$0.00	\$0.00	\$0.00	0.000%
1000-541-0000	Consumer Rent	\$0.00	\$0.00	\$0.00	0.000%
1000-544-0000	Deposits	\$0.00	\$0.00	\$0.00	0.000%
1000-612-0000	Court Fines	\$0.00	\$0.00	\$0.00	0.000%
1000-623-0000	Zoning	\$0.00	\$0.00	\$0.00	0.000%
1000-701-0000	Interest	\$0.00	\$0.00	\$0.00	0.000%
1000-891-0000	Other - Miscellaneous Operating	\$200.00	\$0.00	\$200.00	0.000%
1000-892-0000	Other - Miscellaneous Non-Operating	\$0.00	\$62.00	-\$62.00	0.000%
1000-999-0000	Other - Other Financing Sources	\$0.00	\$0.00	\$0.00	0.000%
Fund 1000 Sub-Total:		\$54,600.00	\$40,024.72	\$14,575.28	73.305%

**Revenue Status**  
By Fund  
As Of 9/11/2017

Fund: 2011 Street Construction, Maint. and Repair

Account Code	Account Name	Final Budget	Revenue	Budget Balance	YTD % Received
2011-225-0000	Gasoline Tax (State)	\$11,000.00	\$6,605.33	\$4,394.67	60.048%
2011-226-0000	License Tax - State Levied	\$1,100.00	\$1,155.04	-\$55.04	105.004%
2011-429-0000	Other - State Receipts	\$0.00	\$0.00	\$0.00	0.000%
2011-701-0000	Interest	\$0.00	\$0.00	\$0.00	0.000%
2011-931-0000	Transfers - In	\$0.00	\$0.00	\$0.00	0.000%
2011-999-0000	Other - Other Financing Sources	\$0.00	\$0.00	\$0.00	0.000%
<b>Fund 2011 Sub-Total:</b>		<b>\$12,100.00</b>	<b>\$7,760.37</b>	<b>\$4,339.63</b>	<b>64.135%</b>

Fund: 2021 State Highway

Account Code	Account Name	Final Budget	Revenue	Budget Balance	YTD % Received
2021-225-0000	Gasoline Tax (State)	\$900.00	\$535.56	\$364.44	59.507%
2021-226-0000	License Tax - State Levied	\$200.00	\$93.65	\$106.35	46.825%
2021-701-0000	Interest	\$0.00	\$0.00	\$0.00	0.000%
<b>Fund 2021 Sub-Total:</b>		<b>\$1,100.00</b>	<b>\$629.21</b>	<b>\$470.79</b>	<b>57.201%</b>

Fund: 2101 Permissive Motor Vehicle License Tax

Account Code	Account Name	Final Budget	Revenue	Budget Balance	YTD % Received
2101-150-0000	License Tax - Local Levied by Council	\$1,500.00	\$1,448.36	\$51.64	96.557%
2101-490-0000	Other - Intergovernmental	\$0.00	\$0.00	\$0.00	0.000%
2101-701-0000	Interest	\$0.00	\$0.00	\$0.00	0.000%
<b>Fund 2101 Sub-Total:</b>		<b>\$1,500.00</b>	<b>\$1,448.36</b>	<b>\$51.64</b>	<b>96.557%</b>

**Revenue Status**

By Fund  
As Of 9/11/2017

Fund: 5201 Sewer Operating

Account Code	Account Name	Final Budget	Revenue	Budget Balance	YTD % Received
5201-541-0000	Consumer Rent	\$125,000.00	\$97,798.14	\$27,201.86	78.239%
5201-891-0000	Other - Miscellaneous Operating	\$0.00	\$0.00	\$0.00	0.000%
5201-892-0000	Other - Miscellaneous Non-Operating	\$0.00	\$82.36	-\$82.36	0.000%
5201-931-0000	Transfers - In	\$0.00	\$0.00	\$0.00	0.000%
Fund 5201 Sub-Total:		\$125,000.00	\$97,880.50	\$27,119.50	78.304%

Fund: 5721 WPCLF Debt (\$17.16)

Account Code	Account Name	Final Budget	Revenue	Budget Balance	YTD % Received
5721-541-0000	Consumer Rent	\$0.00	\$0.00	\$0.00	0.000%
5721-931-0000	Transfers - In	\$23,571.85	\$14,817.28	\$8,754.57	62.860%
Fund 5721 Sub-Total:		\$23,571.85	\$14,817.28	\$8,754.57	62.860%

Fund: 5722 OPWC Debt (\$18.34)

Account Code	Account Name	Final Budget	Revenue	Budget Balance	YTD % Received
5722-541-0000	Consumer Rent	\$0.00	\$0.00	\$0.00	0.000%
5722-931-0000	Transfers - In	\$26,886.16	\$18,435.44	\$8,450.72	68.569%
Fund 5722 Sub-Total:		\$26,886.16	\$18,435.44	\$8,450.72	68.569%
Report Total:		\$244,758.01	\$180,995.88	\$63,762.13	73.949%



**Payment Listing**

August 2017

Payment Advice #	Post Date	Transaction Date	Type	Vendor / Payee	Amount	Status
80-2017	08/25/2017	08/25/2017	EW	Ohio Public Employees Retirement System	\$817.69	C
84-2017	08/29/2017	09/11/2017	CH	Ohio Bureau of Workers' Compensation	\$67.00	C
10160	08/04/2017	08/04/2017	PR	Ronald L Moore	\$855.79	V
10160	08/04/2017	08/04/2017	PR	Ronald L Moore	-\$855.79	V
10161	08/04/2017	08/04/2017	PR	Ronald L Moore	\$819.84	V
10161	08/04/2017	08/04/2017	PR	Ronald L Moore	-\$819.84	V
10162	08/04/2017	08/04/2017	PR	Ronald L Moore	\$819.84	C
10163	08/14/2017	08/14/2017	AW	Village of North Lewisburg	\$1,876.00	C
10164	08/14/2017	08/14/2017	AW	Fastenal Company	\$31.30	C
10165	08/14/2017	08/14/2017	PR	MICHAEL E DIXON	\$46.49	C
10166	08/14/2017	08/14/2017	PR	JACQUELYN L HAYES	\$103.68	C
10167	08/14/2017	08/14/2017	PR	Rochelle Morgan	\$34.20	C
10168	08/18/2017	08/18/2017	PR	Ronald L Moore	\$1,036.41	C
10169	08/26/2017	08/26/2017	AW	All-Phase Electric - Urbana	\$36.63	O
10170	08/26/2017	08/26/2017	AW	Frontier	\$167.35	O
10171	08/26/2017	08/26/2017	AW	Dayton Power & Light	\$649.01	O
10172	08/26/2017	08/26/2017	AW	Ronald Moore	\$25.00	O
10173	08/26/2017	08/26/2017	AW	Woodstock Post Master	\$47.60	O
10174	08/31/2017	08/30/2017	PR	BRADLEY G HERRON	\$261.57	O
10175	08/31/2017	08/30/2017	PR	Thomas M. Hallinan	\$472.85	O
10176	08/30/2017	08/30/2017	AW	Quill	\$342.92	O
Total Payments:					\$6,835.54	
Total Conversion Vouchers:					\$0.00	
Total Less Conversion Vouchers:					\$6,835.54	

Type: AM - Accounting Manual Warrant, AW - Accounting Warrant, IM - Investment Manual Warrant, IW - Investment Warrant, PM - Payroll Manual Warrant, PR - Payroll Warrant, RW - Reduction of Receipt Warrant, SW - Skipped Warrant, WH - Withholding Warrant, WM - Withholding Manual, WS - Special Warrant, CH - Electronic Payment Advice, IL - Investment Loss, EP - Payroll EFT Voucher, CV - Payroll Conversion Voucher, SV - Payroll Special Voucher, EW - Withholding Voucher, POS ADJ - Positive Adjustment, NEG ADJ - Negative Adjustment, POS REAL - Positive Reallocation, NEG REAL - Negative Reallocation

Status: O - Outstanding, C - Cleared, V - Voided, B - Batch

\* Asterisked amounts are not included in report totals. These transactions occurred outside the reported date range but are listed for reference.