

Bank Reconciliation

Reconciled Date 4/30/2020

Posted 5/9/2020 3:49:08 PM


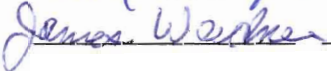

| | | |
|--|---|---------------------|
| Prior UAN Balance: | | \$295,488.56 |
| Receipts: | + | \$15,487.68 |
| Payments: | - | \$11,069.42 |
| Adjustments: | + | \$0.00 |
| Current UAN Balance as of 04/30/2020: | | \$299,906.82 |
| Other Adjusting Factors: | + | \$0.08 |
| Adjusted UAN Balance as of 04/30/2020: | | <u>\$299,906.90</u> |
| | | |
| Entered Bank Balances as of 04/30/2020: | | \$303,983.84 |
| Deposits in Transit: | + | \$0.00 |
| Outstanding Payments: | - | \$4,076.94 |
| Outstanding Adjustments: | + | \$0.00 |
| Other Adjusting Factors: | + | \$0.00 |
| Adjusted Bank Balances as of 04/30/2020: | | <u>\$299,906.90</u> |

Balances Reconciled

Reconciliation Notes

Receipts Not In UAN: \$0.08

Governing Board Signatures

There are no outstanding receipts as of 04/30/2020.

There are no outstanding adjustments as of 04/30/2020.

Bank Balances

Reconciled Date 4/30/2020

Posted 5/9/2020 3:49:08 PM

| <u>Type</u> | <u>Name</u> | <u>Number</u> | <u>Prior Bank Balance</u> | <u>Calculated Bank Balance</u> | <u>Entered Bank Balance</u> | <u>Difference</u> |
|---------------|-------------|---------------|---------------------------|--------------------------------|-----------------------------|-------------------|
| Primary | PRIMARY | | \$301,880.66 | \$303,983.84 | \$303,983.84 | \$0.00 |
| Investment | ESCROW | | \$0.00 | \$0.00 | \$0.00 | \$0.00 |
| Total: | | | <u>\$301,880.66</u> | <u>\$303,983.84</u> | <u>\$303,983.84</u> | <u>\$0.00</u> |

Outstanding Payments

Reconciled Date 4/30/2020

Posted 5/9/2020 3:49:08 PM

| <u>Account</u> | <u>Type</u> | <u>Payment #</u> | <u>Post Date</u> | <u>Vendor / Payee</u> | <u>Amount</u> |
|----------------|-------------|------------------|------------------|----------------------------|---------------|
| PRIMARY | Warrant | 10829 | 04/09/2020 | Village of North Lewisburg | \$1,876.00 |
| PRIMARY | Warrant | 10837 | 04/24/2020 | Ronald L Moore | \$939.23 |
| PRIMARY | Warrant | 10840 | 04/24/2020 | Dayton Power & Light | \$466.00 |
| PRIMARY | Warrant | 10841 | 04/30/2020 | BRADLEY G HERRON | \$261.65 |
| PRIMARY | Warrant | 10842 | 04/30/2020 | Thomas M. Hallinan | \$485.06 |
| PRIMARY | Warrant | 10843 | 04/30/2020 | Woodstock Post Master | \$49.00 |
| | | | | | \$4,076.94 |

Appropriation Status

By Fund

As Of 5/8/2020

Fund: General
 Pooled Balance: \$111,701.50
 Non-Pooled Balance: \$0.00
 Total Cash Balance: \$111,701.50

| Account Code | Account Name | Reserved for Encumbrance 12/31 | Reserved for Encumbrance 12/31 Adjustment | Final Appropriation | Current Reserve for Encumbrance | YTD Expenditures | Unencumbered Balance | YTD % Expenditures |
|-------------------|---|--------------------------------|---|---------------------|---------------------------------|------------------|----------------------|--------------------|
| 1000-130-311-0000 | Electricity | \$0.00 | \$0.00 | \$3,000.00 | \$2,198.27 | \$801.73 | \$0.00 | 26.724% |
| 1000-210-344-0000 | D Tax Collection Fees | \$0.00 | \$0.00 | \$3,400.00 | \$0.00 | \$371.84 | \$3,028.16 | 10.936% |
| 1000-320-100-0000 | D Personal Services | \$22.48 | \$0.00 | \$3,422.48 | \$53.65 | \$246.83 | \$3,144.48 | 7.165% |
| 1000-320-211-0000 | D Ohio Public Employees Retirement System | \$0.00 | \$0.00 | \$480.00 | \$0.00 | \$0.00 | \$480.00 | 0.000% |
| 1000-320-213-0000 | D Medicare | \$0.00 | \$0.00 | \$100.00 | \$0.00 | \$3.19 | \$96.81 | 3.190% |
| 1000-320-225-0000 | D Workers' Compensation | \$0.00 | \$0.00 | \$30.00 | \$0.00 | \$6.44 | \$23.56 | 21.467% |
| 1000-320-311-0000 | Electricity | \$0.00 | \$0.00 | \$600.00 | \$463.29 | \$136.71 | \$0.00 | 22.785% |
| 1000-320-353-0000 | Liability Insurance Premiums | \$0.00 | \$0.00 | \$300.00 | \$0.00 | \$0.00 | \$300.00 | 0.000% |
| 1000-320-420-0000 | Operating Supplies and Materials | \$0.00 | \$0.00 | \$300.00 | \$0.00 | \$0.00 | \$300.00 | 0.000% |
| 1000-320-431-0000 | Repairs and Maintenance of Buildings and Land | \$0.00 | \$0.00 | \$3,500.00 | \$0.00 | \$0.00 | \$3,500.00 | 0.000% |
| 1000-320-432-0000 | Repairs and Maintenance of Machinery & Equip | \$0.00 | \$0.00 | \$3,500.00 | \$0.00 | \$0.00 | \$3,500.00 | 0.000% |
| 1000-320-440-0000 | Small Tools and Minor Equipment | \$0.00 | \$0.00 | \$0.00 | \$0.00 | \$0.00 | \$0.00 | 0.000% |
| 1000-320-540-0000 | Machinery, Equipment and Furniture | \$0.00 | \$0.00 | \$0.00 | \$0.00 | \$0.00 | \$0.00 | 0.000% |
| 1000-390-650-0000 | Contributions to Other Organizations | \$0.00 | \$0.00 | \$250.00 | \$0.00 | \$0.00 | \$250.00 | 0.000% |
| 1000-410-320-0000 | Communications, Printing and Advertising | \$0.00 | \$0.00 | \$0.00 | \$0.00 | \$0.00 | \$0.00 | 0.000% |
| 1000-410-349-0000 | Other - Professional and Technical Services | \$0.00 | \$0.00 | \$0.00 | \$0.00 | \$0.00 | \$0.00 | 0.000% |
| 1000-710-161-0000 | D Salary - Mayor | \$76.20 | \$0.00 | \$2,676.20 | \$39.35 | \$1,336.85 | \$1,376.20 | 48.570% |
| 1000-710-211-0000 | D Ohio Public Employees Retirement System | \$0.00 | \$0.00 | \$360.00 | \$0.00 | \$92.87 | \$267.13 | 25.797% |
| 1000-710-213-0000 | D Medicare | \$0.00 | \$0.00 | \$50.00 | \$0.00 | \$22.35 | \$27.65 | 44.700% |
| 1000-710-225-0000 | D Workers' Compensation | \$0.00 | \$0.00 | \$30.00 | \$0.00 | \$7.75 | \$22.25 | 25.833% |
| 1000-710-252-0000 | Travel and Transportation | \$0.00 | \$0.00 | \$380.00 | \$0.00 | \$0.00 | \$380.00 | 0.000% |
| 1000-710-348-0000 | Training Services | \$0.00 | \$0.00 | \$200.00 | \$0.00 | \$0.00 | \$200.00 | 0.000% |
| 1000-715-111-0000 | D Salaries - Council | \$77.56 | \$0.00 | \$4,277.56 | \$8.51 | \$949.05 | \$3,397.56 | 21.792% |
| 1000-715-211-0000 | D Ohio Public Employees Retirement System | \$0.00 | \$0.00 | \$300.00 | \$0.00 | \$30.80 | \$269.20 | 10.267% |
| 1000-715-212-0000 | D Social Security | \$0.00 | \$0.00 | \$300.00 | \$0.00 | \$81.84 | \$218.16 | 27.280% |
| 1000-715-213-0000 | D Medicare | \$0.00 | \$0.00 | \$100.00 | \$0.00 | \$24.72 | \$75.28 | 24.720% |
| 1000-715-225-0000 | D Workers' Compensation | \$0.00 | \$0.00 | \$0.00 | \$0.00 | \$0.00 | \$0.00 | 0.000% |
| 1000-715-252-0000 | Travel and Transportation | \$0.00 | \$0.00 | \$0.00 | \$0.00 | \$0.00 | \$0.00 | 0.000% |
| 1000-715-348-0000 | Training Services | \$0.00 | \$0.00 | \$150.00 | \$0.00 | \$0.00 | \$150.00 | 0.000% |
| 1000-715-391-0000 | Dues and Fees | \$0.00 | \$0.00 | \$0.00 | \$0.00 | \$0.00 | \$0.00 | 0.000% |
| 1000-725-121-0000 | D Salary - Clerk/Treasurer | \$154.58 | \$0.00 | \$6,904.58 | \$83.74 | \$1,957.96 | \$5,017.46 | 27.736% |
| 1000-725-211-0000 | D Ohio Public Employees Retirement System | \$0.00 | \$0.00 | \$950.00 | \$0.00 | \$264.20 | \$685.80 | 27.811% |
| 1000-725-212-0000 | D Social Security | \$0.00 | \$0.00 | \$0.00 | \$0.00 | \$0.00 | \$0.00 | 0.000% |
| 1000-725-213-0000 | D Medicare | \$0.00 | \$0.00 | \$85.00 | \$0.00 | \$41.04 | \$43.96 | 48.282% |
| 1000-725-225-0000 | D Workers' Compensation | \$0.00 | \$0.00 | \$65.00 | \$0.00 | \$19.33 | \$45.67 | 29.738% |
| 1000-725-240-0000 | D Unemployment Compensation | \$0.00 | \$0.00 | \$110.00 | \$0.00 | \$0.00 | \$110.00 | 0.000% |
| 1000-725-252-0000 | Travel and Transportation | \$0.00 | \$0.00 | \$60.00 | \$0.00 | \$0.00 | \$60.00 | 0.000% |
| 1000-725-320-0000 | Communications, Printing and Advertising | \$0.00 | \$0.00 | \$200.00 | \$0.00 | \$45.70 | \$154.30 | 22.850% |

Report reflects selected information.

Appropriation Status

By Fund

As Of 5/8/2020

| Account Code | Account Name | Reserved for Encumbrance 12/31 | Reserved for Encumbrance 12/31 Adjustment | Final Appropriation | Current Reserve for Encumbrance | YTD Expenditures | Unencumbered Balance | YTD % Expenditures |
|-------------------|---|--------------------------------|---|---------------------|---------------------------------|------------------|----------------------|--------------------|
| 1000-725-343-0000 | Uniform Accounting Network Fees | \$0.00 | \$0.00 | \$900.00 | \$0.00 | \$0.00 | \$900.00 | 0.0000% |
| 1000-725-348-0000 | Training Services | \$0.00 | \$0.00 | \$250.00 | \$0.00 | \$0.00 | \$250.00 | 0.0000% |
| 1000-725-354-0000 | Fidelity Bond Premiums | \$0.00 | \$0.00 | \$110.00 | \$0.00 | \$0.00 | \$110.00 | 0.0000% |
| 1000-725-391-0000 | Dues and Fees | \$0.00 | \$0.00 | \$235.00 | \$0.00 | \$235.00 | \$0.00 | 100.0000% |
| 1000-725-410-0000 | Office Supplies and Materials | \$0.00 | \$0.00 | \$600.00 | \$90.00 | \$110.00 | \$400.00 | 18.3333% |
| 1000-730-100-0000 | D Personal Services | \$114.38 | \$0.00 | \$5,114.38 | \$66.75 | \$2,287.63 | \$2,874.38 | 43.7519% |
| 1000-730-211-0000 | D Ohio Public Employees Retirement System | \$0.00 | \$0.00 | \$700.00 | \$0.00 | \$319.20 | \$380.80 | 45.6000% |
| 1000-730-212-0000 | D Social Security | \$0.00 | \$0.00 | \$0.00 | \$0.00 | \$0.00 | \$0.00 | 0.0000% |
| 1000-730-213-0000 | D Medicare | \$0.00 | \$0.00 | \$90.00 | \$0.00 | \$40.08 | \$49.92 | 44.5333% |
| 1000-730-225-0000 | D Workers' Compensation | \$0.00 | \$0.00 | \$45.00 | \$0.00 | \$12.89 | \$32.11 | 28.6444% |
| 1000-730-252-0000 | Travel and Transportation | \$0.00 | \$0.00 | \$0.00 | \$0.00 | \$0.00 | \$0.00 | 0.0000% |
| 1000-730-311-0000 | Electricity | \$0.00 | \$0.00 | \$2,500.00 | \$2,015.42 | \$484.58 | \$0.00 | 19.3833% |
| 1000-730-314-0000 | Heating Oil | \$0.00 | \$0.00 | \$1,200.00 | \$0.00 | \$570.56 | \$629.44 | 47.5479% |
| 1000-730-321-0000 | Telephone | \$0.00 | \$0.00 | \$700.00 | \$462.83 | \$237.17 | \$0.00 | 33.8819% |
| 1000-730-329-0000 | Other-Communications, Printing & Advertising | \$0.00 | \$0.00 | \$0.00 | \$0.00 | \$0.00 | \$0.00 | 0.0000% |
| 1000-730-349-0000 | Other - Professional and Technical Services | \$0.00 | \$0.00 | \$1,000.00 | \$0.00 | \$610.00 | \$390.00 | 61.0000% |
| 1000-730-353-0000 | Liability Insurance Premiums | \$0.00 | \$0.00 | \$400.00 | \$0.00 | \$371.07 | \$28.93 | 92.7688% |
| 1000-730-392-0000 | Buildings and Other Structures | \$0.00 | \$0.00 | \$2,000.00 | \$0.00 | \$0.00 | \$2,000.00 | 0.0000% |
| 1000-730-394-0000 | Machinery, Equipment & Furniture | \$0.00 | \$0.00 | \$0.00 | \$0.00 | \$0.00 | \$0.00 | 0.0000% |
| 1000-730-398-0000 | Garbage and Trash Removal | \$0.00 | \$0.00 | \$1,500.00 | \$0.00 | \$75.00 | \$1,425.00 | 5.0000% |
| 1000-730-420-0000 | Operating Supplies and Materials | \$0.00 | \$0.00 | \$1,000.00 | \$0.00 | \$179.68 | \$820.32 | 17.9689% |
| 1000-730-431-0000 | Repairs and Maintenance of Buildings and Land | \$0.00 | \$0.00 | \$1,500.00 | \$0.00 | \$0.00 | \$1,500.00 | 0.0000% |
| 1000-730-432-0000 | Repairs and Maintenance of Machinery & Equip | \$0.00 | \$0.00 | \$1,600.00 | \$0.00 | \$0.00 | \$1,600.00 | 0.0000% |
| 1000-730-440-0000 | Small Tools and Minor Equipment | \$0.00 | \$0.00 | \$0.00 | \$0.00 | \$0.00 | \$0.00 | 0.0000% |
| 1000-730-510-0000 | Land and Land Improvements | \$0.00 | \$0.00 | \$4,500.00 | \$0.00 | \$0.00 | \$4,500.00 | 0.0000% |
| 1000-730-530-0000 | Buildings and Other Structures | \$0.00 | \$0.00 | \$0.00 | \$0.00 | \$0.00 | \$0.00 | 0.0000% |
| 1000-730-610-0000 | D Deposits Refunded | \$0.00 | \$0.00 | \$3,000.00 | \$0.00 | \$506.27 | \$2,493.73 | 16.8769% |
| 1000-740-344-0000 | D Tax Collection Fees | \$0.00 | \$0.00 | \$0.00 | \$0.00 | \$0.00 | \$0.00 | 0.0000% |
| 1000-745-342-0000 | Auditing Services | \$0.00 | \$0.00 | \$0.00 | \$0.00 | \$0.00 | \$0.00 | 0.0000% |
| 1000-750-341-0000 | Accounting and Legal Fees | \$0.00 | \$0.00 | \$1,500.00 | \$0.00 | \$0.00 | \$1,500.00 | 0.0000% |
| 1000-755-349-0000 | Other - Professional and Technical Services | \$0.00 | \$0.00 | \$0.00 | \$0.00 | \$0.00 | \$0.00 | 0.0000% |
| 1000-790-100-0000 | D Personal Services | \$0.00 | \$0.00 | \$0.00 | \$0.00 | \$0.00 | \$0.00 | 0.0000% |
| 1000-790-211-0000 | D Ohio Public Employees Retirement System | \$0.00 | \$0.00 | \$0.00 | \$0.00 | \$0.00 | \$0.00 | 0.0000% |
| 1000-790-213-0000 | D Medicare | \$0.00 | \$0.00 | \$0.00 | \$0.00 | \$0.00 | \$0.00 | 0.0000% |
| 1000-790-225-0000 | D Workers' Compensation | \$0.00 | \$0.00 | \$0.00 | \$0.00 | \$0.00 | \$0.00 | 0.0000% |
| 1000-790-252-0000 | Travel and Transportation | \$0.00 | \$0.00 | \$0.00 | \$0.00 | \$55.00 | \$0.00 | 22.0000% |
| 1000-790-322-0000 | Postage | \$0.00 | \$0.00 | \$250.00 | \$195.00 | \$0.00 | \$0.00 | 0.0000% |
| 1000-790-348-0000 | Training Services | \$0.00 | \$0.00 | \$0.00 | \$0.00 | \$0.00 | \$0.00 | 0.0000% |
| 1000-790-349-0000 | Other - Professional and Technical Services | \$0.00 | \$0.00 | \$0.00 | \$0.00 | \$0.00 | \$0.00 | 0.0000% |
| 1000-790-351-0000 | Insurance and Bonding | \$0.00 | \$0.00 | \$500.00 | \$0.00 | \$466.34 | \$33.66 | 93.2688% |
| 1000-790-391-0000 | Dues and Fees | \$0.00 | \$0.00 | \$0.00 | \$0.00 | \$0.00 | \$0.00 | 0.0000% |
| 1000-790-394-0000 | Machinery, Equipment & Furniture | \$0.00 | \$0.00 | \$300.00 | \$0.00 | \$0.00 | \$300.00 | 0.0000% |
| 1000-790-420-0000 | Operating Supplies and Materials | \$0.00 | \$0.00 | \$0.00 | \$0.00 | \$0.00 | \$0.00 | 0.0000% |
| 1000-790-433-0000 | Repairs and Maintenance of Motor Vehicles | \$0.00 | \$0.00 | \$0.00 | \$0.00 | \$0.00 | \$0.00 | 0.0000% |

Report reflects selected information.

Appropriation Status

By Fund

As Of 5/8/2020

| Account Code | Account Name | Reserved for Encumbrance 12/31 | Reserved for Encumbrance 12/31 Adjustment | Final Appropriation | Current Reserve for Encumbrance | YTD Expenditures | Unencumbered Balance | YTD % Expenditures |
|---------------------|--|--------------------------------|---|---------------------|---------------------------------|------------------|----------------------|--------------------|
| 1000-790-440-0000 | Small Tools and Minor Equipment | \$0.00 | \$0.00 | \$0.00 | \$0.00 | \$0.00 | \$0.00 | 0.0000% |
| 1000-790-490-0000 | Other - Supplies and Materials | \$0.00 | \$0.00 | \$0.00 | \$0.00 | \$0.00 | \$0.00 | 0.0000% |
| 1000-790-540-0000 | Machinery, Equipment and Furniture | \$0.00 | \$0.00 | \$0.00 | \$0.00 | \$0.00 | \$0.00 | 0.0000% |
| 1000-790-610-0000 | D Deposits Refunded | \$0.00 | \$0.00 | \$0.00 | \$0.00 | \$0.00 | \$0.00 | 0.0000% |
| 1000-790-640-0000 | Payment to Another Political Subdivision | \$0.00 | \$0.00 | \$50.00 | \$0.00 | \$15.75 | \$34.25 | 31.5000% |
| 1000-800-540-0000 | Machinery, Equipment and Furniture | \$0.00 | \$0.00 | \$200.00 | \$0.00 | \$0.00 | \$200.00 | 0.0000% |
| 1000-910-910-0000 | D Transfers - Out | \$0.00 | \$0.00 | \$65,000.00 | \$0.00 | \$31,000.00 | \$34,000.00 | 47.6920% |
| 1000-990-990-0000 | D Other - Other Financing Uses | \$0.00 | \$0.00 | \$0.00 | \$0.00 | \$0.00 | \$0.00 | 0.0000% |
| General Fund Total: | | \$445.20 | \$0.00 | \$134,325.20 | \$5,676.81 | \$44,017.42 | \$85,076.17 | 32.661% |

Fund: Street Construction, Maint. and Repair

Pooled Balance: \$15,372.31

Non-Pooled Balance: \$0.00

Total Cash Balance: \$15,372.31

| Account Code | Account Name | Reserved for Encumbrance 12/31 | Reserved for Encumbrance 12/31 Adjustment | Final Appropriation | Current Reserve for Encumbrance | YTD Expenditures | Unencumbered Balance | YTD % Expenditures |
|--|--|--------------------------------|---|---------------------|---------------------------------|------------------|----------------------|--------------------|
| 2011-620-100-0000 | D Personal Services | \$164.81 | \$0.00 | \$11,164.81 | \$23.89 | \$1,764.92 | \$9,540.81 | 15.578% |
| 2011-620-211-0000 | D Ohio Public Employees Retirement System | \$0.00 | \$0.00 | \$1,680.00 | \$0.00 | \$226.24 | \$1,453.76 | 13.467% |
| 2011-620-213-0000 | D Medicare | \$0.00 | \$0.00 | \$200.00 | \$0.00 | \$46.04 | \$153.96 | 23.020% |
| 2011-620-225-0000 | D Workers' Compensation | \$0.00 | \$0.00 | \$75.00 | \$0.00 | \$25.78 | \$49.22 | 34.373% |
| 2011-620-252-0000 | Travel and Transportation | \$0.00 | \$0.00 | \$250.00 | \$0.66 | \$104.34 | \$145.00 | 41.736% |
| 2011-620-321-0000 | Telephone | \$0.00 | \$0.00 | \$700.00 | \$462.83 | \$237.17 | \$0.00 | 33.881% |
| 2011-620-330-0000 | Rents and Leases | \$0.00 | \$0.00 | \$0.00 | \$0.00 | \$0.00 | \$0.00 | 0.0000% |
| 2011-620-349-0000 | Other - Professional and Technical Services | \$0.00 | \$0.00 | \$0.00 | \$0.00 | \$0.00 | \$0.00 | 0.0000% |
| 2011-620-351-0000 | Insurance and Bonding | \$0.00 | \$0.00 | \$2,600.00 | \$0.00 | \$1,728.68 | \$871.32 | 66.488% |
| 2011-620-393-0000 | Motor Vehicles | \$0.00 | \$0.00 | \$0.00 | \$0.00 | \$0.00 | \$0.00 | 0.0000% |
| 2011-620-394-0000 | Machinery, Equipment & Furniture | \$0.00 | \$0.00 | \$0.00 | \$0.00 | \$0.00 | \$0.00 | 0.0000% |
| 2011-620-396-0000 | Streets, Highways, Curbs and Sidewalks | \$0.00 | \$0.00 | \$0.00 | \$0.00 | \$0.00 | \$0.00 | 0.0000% |
| 2011-620-420-0000 | Operating Supplies and Materials | \$0.00 | \$0.00 | \$300.00 | \$0.00 | \$0.00 | \$300.00 | 0.0000% |
| 2011-620-432-0000 | Repairs and Maintenance of Machinery & Equip | \$0.00 | \$0.00 | \$0.00 | \$0.00 | \$0.00 | \$0.00 | 0.0000% |
| 2011-620-433-0000 | Repairs and Maintenance of Motor Vehicles | \$0.00 | \$0.00 | \$500.00 | \$0.00 | \$0.00 | \$500.00 | 0.0000% |
| 2011-620-440-0000 | Small Tools and Minor Equipment | \$0.00 | \$0.00 | \$0.00 | \$0.00 | \$0.00 | \$0.00 | 0.0000% |
| 2011-620-540-0000 | Machinery, Equipment and Furniture | \$0.00 | \$0.00 | \$65,000.00 | \$27,106.00 | \$27,741.00 | \$10,153.00 | 42.678% |
| 2011-630-399-0000 | Other - Other Contractual Services | \$0.00 | \$0.00 | \$0.00 | \$0.00 | \$0.00 | \$0.00 | 0.0000% |
| 2011-745-342-0000 | Auditing Services | \$0.00 | \$0.00 | \$0.00 | \$0.00 | \$0.00 | \$0.00 | 0.0000% |
| 2011-800-550-0000 | Motor Vehicles | \$0.00 | \$0.00 | \$0.00 | \$0.00 | \$0.00 | \$0.00 | 0.0000% |
| Street Construction, Maint. and Repair Fund Total: | | \$164.81 | \$0.00 | \$82,469.81 | \$27,593.38 | \$31,874.17 | \$23,167.07 | 38.572% |

Fund: State Highway

Pooled Balance: \$13,064.81

Non-Pooled Balance: \$0.00

Report reflects selected information.

Appropriation Status

By Fund

As Of 5/8/2020

Total Cash Balance: \$13,064.81

| Account Code | Account Name | Reserved for Encumbrance 12/31 | Reserved for Encumbrance 12/31 Adjustment | Final Appropriation | Current Reserve for Encumbrance | YTD Expenditures | Unencumbered Balance | YTD % Expenditures |
|---------------------------|---|--------------------------------|---|---------------------|---------------------------------|------------------|----------------------|--------------------|
| 2021-620-100-0000 | D Personal Services | \$0.00 | \$0.00 | \$0.00 | \$0.00 | \$0.00 | \$0.00 | 0.0000% |
| 2021-620-211-0000 | D Ohio Public Employees Retirement System | \$0.00 | \$0.00 | \$70.00 | \$0.00 | \$0.00 | \$70.00 | 0.0000% |
| 2021-620-213-0000 | D Medicare | \$0.00 | \$0.00 | \$20.00 | \$0.00 | \$0.00 | \$20.00 | 0.0000% |
| 2021-620-225-0000 | D Workers' Compensation | \$0.00 | \$0.00 | \$20.00 | \$0.00 | \$5.14 | \$14.86 | 25.7000% |
| 2021-620-490-0000 | Other - Supplies and Materials | \$0.00 | \$0.00 | \$1,000.00 | \$0.00 | \$0.00 | \$1,000.00 | 0.0000% |
| 2021-745-342-0000 | Auditing Services | \$0.00 | \$0.00 | \$0.00 | \$0.00 | \$0.00 | \$0.00 | 0.0000% |
| 2021-800-555-0000 | Streets, Highways, Sidewalks and Curbs | \$0.00 | \$0.00 | \$0.00 | \$0.00 | \$0.00 | \$0.00 | 0.0000% |
| State Highway Fund Total: | | \$0.00 | \$0.00 | \$1,110.00 | \$0.00 | \$5.14 | \$1,104.86 | 0.4633% |

Fund: Permissive Motor Vehicle License Tax
 Pooled Balance: \$25,944.33
 Non-Pooled Balance: \$0.00
 Total Cash Balance: \$25,944.33

| Account Code | Account Name | Reserved for Encumbrance 12/31 | Reserved for Encumbrance 12/31 Adjustment | Final Appropriation | Current Reserve for Encumbrance | YTD Expenditures | Unencumbered Balance | YTD % Expenditures |
|--|--|--------------------------------|---|---------------------|---------------------------------|------------------|----------------------|--------------------|
| 2101-620-396-0000 | Streets, Highways, Curbs and Sidewalks | \$0.00 | \$0.00 | \$1,000.00 | \$0.00 | \$0.00 | \$1,000.00 | 0.0000% |
| 2101-745-342-0000 | Auditing Services | \$0.00 | \$0.00 | \$0.00 | \$0.00 | \$0.00 | \$0.00 | 0.0000% |
| 2101-800-555-0000 | Streets, Highways, Sidewalks and Curbs | \$0.00 | \$0.00 | \$0.00 | \$0.00 | \$0.00 | \$0.00 | 0.0000% |
| Permissive Motor Vehicle License Tax Fund Total: | | \$0.00 | \$0.00 | \$1,000.00 | \$0.00 | \$0.00 | \$1,000.00 | 0.0000% |

Fund: Sewer Operating
 Pooled Balance: \$124,110.38
 Non-Pooled Balance: \$0.00
 Total Cash Balance: \$124,110.38

| Account Code | Account Name | Reserved for Encumbrance 12/31 | Reserved for Encumbrance 12/31 Adjustment | Final Appropriation | Current Reserve for Encumbrance | YTD Expenditures | Unencumbered Balance | YTD % Expenditures |
|-------------------|---|--------------------------------|---|---------------------|---------------------------------|------------------|----------------------|--------------------|
| 5201-541-131-0000 | D Salary - Administrator | \$27.57 | \$0.00 | \$2,127.57 | \$19.17 | \$608.40 | \$1,527.57 | 28.2300% |
| 5201-541-211-0000 | D Ohio Public Employees Retirement System | \$0.00 | \$0.00 | \$300.00 | \$0.00 | \$84.00 | \$216.00 | 28.0000% |
| 5201-541-213-0000 | D Medicare | \$0.00 | \$0.00 | \$50.00 | \$0.00 | \$13.08 | \$36.92 | 26.1600% |
| 5201-541-225-0000 | D Workers' Compensation | \$0.00 | \$0.00 | \$25.00 | \$0.00 | \$6.44 | \$18.56 | 25.7600% |
| 5201-542-121-0000 | D Salary - Clerk/Treasurer | \$38.64 | \$0.00 | \$1,573.64 | \$20.93 | \$489.51 | \$1,101.84 | 30.361% |
| 5201-542-211-0000 | D Ohio Public Employees Retirement System | \$0.00 | \$0.00 | \$345.00 | \$0.00 | \$66.04 | \$278.96 | 19.142% |
| 5201-542-213-0000 | D Medicare | \$0.00 | \$0.00 | \$50.00 | \$0.00 | \$10.26 | \$39.74 | 20.5200% |
| 5201-542-225-0000 | D Workers' Compensation | \$0.00 | \$0.00 | \$25.00 | \$0.00 | \$6.44 | \$18.56 | 25.7600% |
| 5201-542-252-0000 | Travel and Transportation | \$0.00 | \$0.00 | \$250.00 | \$0.00 | \$0.00 | \$250.00 | 0.0000% |
| 5201-542-321-0000 | Telephone | \$0.00 | \$0.00 | \$700.00 | \$462.82 | \$237.18 | \$0.00 | 33.8633% |
| 5201-542-322-0000 | Postage | \$0.00 | \$0.00 | \$680.00 | \$428.00 | \$252.00 | \$0.00 | 37.059% |

Report reflects selected information.

Appropriation Status

By Fund

As Of 5/8/2020

| Account Code | Account Name | Reserved for Encumbrance 12/31 | Reserved for Encumbrance 12/31 Adjustment | Final Appropriation | Current Reserve for Encumbrance | YTD Expenditures | Unencumbered Balance | YTD % Expenditures |
|-----------------------------|--|--------------------------------|---|---------------------|---------------------------------|------------------|----------------------|--------------------|
| 5201-542-341-0000 | Accounting and Legal Fees | \$0.00 | \$0.00 | \$0.00 | \$0.00 | \$0.00 | \$0.00 | 0.000% |
| 5201-542-342-0000 | Auditing Services | \$0.00 | \$0.00 | \$0.00 | \$0.00 | \$0.00 | \$0.00 | 0.000% |
| 5201-542-343-0000 | Uniform Accounting Network Fees | \$0.00 | \$0.00 | \$900.00 | \$0.00 | \$0.00 | \$900.00 | 0.000% |
| 5201-542-344-0000 | D Tax Collection Fees | \$0.00 | \$0.00 | \$1,520.00 | \$0.00 | \$1,233.29 | \$286.71 | 81.138% |
| 5201-542-410-0000 | Office Supplies and Materials | \$0.00 | \$0.00 | \$900.00 | \$0.00 | \$0.00 | \$900.00 | 0.000% |
| 5201-542-540-0000 | Machinery, Equipment and Furniture | \$0.00 | \$0.00 | \$200.00 | \$0.00 | \$0.00 | \$200.00 | 0.000% |
| 5201-542-590-0000 | Other - Capital Outlay | \$0.00 | \$0.00 | \$0.00 | \$0.00 | \$0.00 | \$0.00 | 0.000% |
| 5201-542-690-0000 | Other - Other | \$0.00 | \$0.00 | \$0.00 | \$0.00 | \$0.00 | \$0.00 | 0.000% |
| 5201-543-100-0000 | D Personal Services | \$504.49 | \$0.00 | \$21,504.49 | \$465.89 | \$5,436.60 | \$16,106.49 | 24.702% |
| 5201-543-211-0000 | D Ohio Public Employees Retirement System | \$0.00 | \$0.00 | \$2,940.00 | \$0.00 | \$551.60 | \$2,388.40 | 18.762% |
| 5201-543-213-0000 | D Medicare | \$0.00 | \$0.00 | \$600.00 | \$0.00 | \$101.01 | \$498.99 | 16.835% |
| 5201-543-225-0000 | D Workers' Compensation | \$0.00 | \$0.00 | \$200.00 | \$0.00 | \$49.07 | \$150.93 | 24.535% |
| 5201-543-252-0000 | Travel and Transportation | \$0.00 | \$0.00 | \$0.00 | \$0.00 | \$0.00 | \$0.00 | 0.000% |
| 5201-543-311-0000 | Electricity | \$0.00 | \$0.00 | \$2,000.00 | \$1,516.48 | \$483.52 | \$0.00 | 24.176% |
| 5201-543-312-0000 | Water and Sewage | \$0.00 | \$0.00 | \$33,800.00 | \$24,420.00 | \$9,380.00 | \$0.00 | 27.751% |
| 5201-543-314-0000 | Heating Oil | \$0.00 | \$0.00 | \$0.00 | \$0.00 | \$0.00 | \$0.00 | 0.000% |
| 5201-543-321-0000 | Telephone | \$0.00 | \$0.00 | \$300.00 | \$175.00 | \$125.00 | \$0.00 | 41.667% |
| 5201-543-330-0000 | Rents and Leases | \$0.00 | \$0.00 | \$0.00 | \$0.00 | \$0.00 | \$0.00 | 0.000% |
| 5201-543-349-0000 | Other - Professional and Technical Services | \$0.00 | \$0.00 | \$2,300.00 | \$0.00 | \$0.00 | \$2,300.00 | 0.000% |
| 5201-543-351-0000 | Insurance and Bonding | \$0.00 | \$0.00 | \$800.00 | \$0.00 | \$742.14 | \$57.86 | 92.768% |
| 5201-543-393-0000 | Motor Vehicles | \$0.00 | \$0.00 | \$0.00 | \$0.00 | \$0.00 | \$0.00 | 0.000% |
| 5201-543-394-0000 | Machinery, Equipment & Furniture | \$0.00 | \$0.00 | \$6,000.00 | \$0.00 | \$2,068.00 | \$3,932.00 | 34.467% |
| 5201-543-399-0000 | Other - Other Contractual Services | \$0.00 | \$0.00 | \$2,000.00 | \$0.00 | \$785.43 | \$1,214.57 | 39.272% |
| 5201-543-410-0000 | Office Supplies and Materials | \$0.00 | \$0.00 | \$500.00 | \$0.00 | \$0.00 | \$500.00 | 0.000% |
| 5201-543-420-0000 | Operating Supplies and Materials | \$0.00 | \$0.00 | \$1,000.00 | \$0.00 | \$0.00 | \$1,000.00 | 0.000% |
| 5201-543-432-0000 | Repairs and Maintenance of Machinery & Equip | \$0.00 | \$0.00 | \$25,000.00 | \$2,084.66 | \$415.34 | \$22,500.00 | 1.661% |
| 5201-543-440-0000 | Small Tools and Minor Equipment | \$0.00 | \$0.00 | \$1,000.00 | \$0.00 | \$0.00 | \$1,000.00 | 0.000% |
| 5201-543-490-0000 | Other - Supplies and Materials | \$0.00 | \$0.00 | \$100.00 | \$0.00 | \$0.00 | \$100.00 | 0.000% |
| 5201-543-510-0000 | Land and Land Improvements | \$0.00 | \$0.00 | \$0.00 | \$0.00 | \$0.00 | \$0.00 | 0.000% |
| 5201-543-540-0000 | Machinery, Equipment and Furniture | \$0.00 | \$0.00 | \$0.00 | \$0.00 | \$0.00 | \$0.00 | 0.000% |
| 5201-549-690-0000 | Other - Other | \$0.00 | \$0.00 | \$0.00 | \$0.00 | \$0.00 | \$0.00 | 0.000% |
| 5201-745-342-0000 | Auditing Services | \$0.00 | \$0.00 | \$0.00 | \$0.00 | \$0.00 | \$0.00 | 0.000% |
| 5201-910-910-0000 | D Transfers - Out | \$0.00 | \$0.00 | \$13,815.42 | \$0.00 | \$6,907.71 | \$6,907.71 | 50.000% |
| Sewer Operating Fund Total: | | \$570.70 | \$0.00 | \$123,506.12 | \$29,592.95 | \$30,052.06 | \$64,431.81 | 24.221% |

Fund: OPWC Debt (\$18.34)
 Pooled Balance: \$6,907.71
 Non-Pooled Balance: \$0.00
 Total Cash Balance: \$6,907.71

| Account Code | Account Name | Reserved for Encumbrance 12/31 | Reserved for Encumbrance 12/31 Adjustment | Final Appropriation | Current Reserve for Encumbrance | YTD Expenditures | Unencumbered Balance | YTD % Expenditures |
|--------------|--------------|--------------------------------|---|---------------------|---------------------------------|------------------|----------------------|--------------------|
|--------------|--------------|--------------------------------|---|---------------------|---------------------------------|------------------|----------------------|--------------------|

Report reflects selected information.

Appropriation Status

By Fund

As Of 5/8/2020

| Account Code | Account Name | Reserved for Encumbrance 12/31 | Reserved for Encumbrance 12/31 Adjustment | Final Appropriation | Current Reserve for Encumbrance | YTD Expenditures | Unencumbered Balance | YTD % Expenditures |
|-------------------|---------------------------------|--------------------------------|---|---------------------|---------------------------------|------------------|----------------------|--------------------|
| 5722-850-710-0000 | Principal | \$0.00 | \$0.00 | \$13,815.42 | \$0.00 | \$0.00 | \$13,815.42 | 0.0000% |
| | OPWC Debt (\$18.34) Fund Total: | \$0.00 | \$0.00 | \$13,815.42 | \$0.00 | \$0.00 | \$13,815.42 | 0.0000% |
| | Report Total: | \$1,180.71 | \$0.00 | \$356,226.55 | \$62,863.14 | \$105,948.79 | \$188,595.33 | 29.644% |

Cash Summary by Fund

April 2020

| Fund # | Fund Name | Fund Balance 4/1/2020 | Fund Balance Adjustments | Revenue (excluding transfers and advances in) | Transfers In | Advances In | Total Fund & Adjustments & Revenue | Expenditures (excluding transfers and advances out) | Transfers Out | Advances Out | Fund Balance 4/30/2020 | Non-Pooled Balance | Pooled Balance |
|--------|--------------------------------------|-----------------------|--------------------------|---|--------------|-------------|------------------------------------|---|---------------|--------------|------------------------|--------------------|----------------|
| 1000 | General | \$108,806.47 | \$0.00 | \$4,548.92 | \$0.00 | \$0.00 | \$114,355.39 | \$2,401.47 | \$0.00 | \$0.00 | \$111,953.92 | \$0.00 | \$111,953.92 |
| 2011 | Street Construction, Maint. and Repa | \$14,472.01 | \$0.00 | \$1,401.23 | \$0.00 | \$0.00 | \$15,873.24 | \$494.42 | \$0.00 | \$0.00 | \$15,378.82 | \$0.00 | \$15,378.82 |
| 2021 | State Highway | \$12,952.42 | \$0.00 | \$113.61 | \$0.00 | \$0.00 | \$13,066.03 | \$1.22 | \$0.00 | \$0.00 | \$13,064.81 | \$0.00 | \$13,064.81 |
| 2101 | Permissive Motor Vehicle License Te | \$25,666.26 | \$0.00 | \$278.07 | \$0.00 | \$0.00 | \$25,944.33 | \$0.00 | \$0.00 | \$0.00 | \$25,944.33 | \$0.00 | \$25,944.33 |
| 5201 | Sewer Operating | \$125,683.69 | \$0.00 | \$9,249.21 | \$0.00 | \$0.00 | \$134,932.90 | \$8,275.67 | \$0.00 | \$0.00 | \$126,657.23 | \$0.00 | \$126,657.23 |
| 5722 | OPWC Debt (\$18.34) | \$6,907.71 | \$0.00 | \$0.00 | \$0.00 | \$0.00 | \$6,907.71 | \$0.00 | \$0.00 | \$0.00 | \$6,907.71 | \$0.00 | \$6,907.71 |
| | Report Total: | \$295,488.56 | \$0.00 | \$15,591.04 | \$0.00 | \$0.00 | \$311,079.60 | \$11,172.78 | \$0.00 | \$0.00 | \$299,906.82 | \$0.00 | \$299,906.82 |

Last reconciled to bank: 04/30/2020 – Total other adjusting factors: \$0.08

Revenue Status

By Fund

As Of 5/8/2020

Fund: 1000 General

| Account Code | Account Name | Final Budget | Revenue | Budget Balance | YTD % Received |
|-----------------------------|-------------------------------------|--------------------|--------------------|--------------------|----------------|
| 1000-110-0000 | General Property Tax - Real Estate | \$3,900.00 | \$2,573.60 | \$1,326.40 | 65.990% |
| 1000-120-0000 | Tangible Personal Property Tax | \$0.00 | \$0.00 | \$0.00 | 0.000% |
| 1000-130-0000 | Municipal Income Tax | \$47,605.00 | \$12,844.54 | \$34,760.46 | 26.981% |
| 1000-211-0000 | Local Government Distribution | \$10,000.00 | \$3,866.22 | \$6,133.78 | 38.662% |
| 1000-222-0000 | Cigarette Tax | \$0.00 | \$0.00 | \$0.00 | 0.000% |
| 1000-224-0000 | Liquor and Beer Permit Fees | \$400.00 | \$0.00 | \$400.00 | 0.000% |
| 1000-231-0000 | Property Tax Allocation | \$0.00 | \$0.00 | \$0.00 | 0.000% |
| 1000-419-0000 | Other - Federal Receipts | \$0.00 | \$0.00 | \$0.00 | 0.000% |
| 1000-429-0000 | Other - State Receipts | \$120.00 | \$6.81 | \$113.19 | 5.675% |
| 1000-541-0000 | Consumer Rent | \$0.00 | \$0.00 | \$0.00 | 0.000% |
| 1000-544-0000 | Deposits | \$0.00 | \$0.00 | \$0.00 | 0.000% |
| 1000-612-0000 | Court Fines | \$0.00 | \$0.00 | \$0.00 | 0.000% |
| 1000-623-0000 | Zoning | \$0.00 | \$0.00 | \$0.00 | 0.000% |
| 1000-701-0000 | Interest | \$0.00 | \$0.00 | \$0.00 | 0.000% |
| 1000-891-0000 | Other - Miscellaneous Operating | \$0.00 | \$0.00 | \$0.00 | 0.000% |
| 1000-892-0000 | Other - Miscellaneous Non-Operating | \$0.00 | \$80.00 | -\$80.00 | 0.000% |
| 1000-999-0000 | Other - Other Financing Sources | \$0.00 | \$0.00 | \$0.00 | 0.000% |
| Fund 1000 Sub-Total: | | \$62,025.00 | \$19,371.17 | \$42,653.83 | 31.231% |

Revenue Status

By Fund
As Of 5/8/2020

Fund: 2011 Street Construction, Maint. and Repair

| Account Code | Account Name | Final Budget | Revenue | Budget Balance | YTD % Received |
|----------------------|---------------------------------|--------------|-------------|----------------|----------------|
| 2011-225-0000 | Gasoline Tax (State) | \$10,120.00 | \$6,098.40 | \$4,021.60 | 60.261% |
| 2011-226-0000 | License Tax - State Levied | \$1,380.00 | \$443.20 | \$936.80 | 32.116% |
| 2011-429-0000 | Other - State Receipts | \$0.00 | \$0.00 | \$0.00 | 0.000% |
| 2011-701-0000 | Interest | \$0.00 | \$0.00 | \$0.00 | 0.000% |
| 2011-931-0000 | Transfers - In | \$65,000.00 | \$31,000.00 | \$34,000.00 | 47.692% |
| 2011-999-0000 | Other - Other Financing Sources | \$0.00 | \$0.00 | \$0.00 | 0.000% |
| Fund 2011 Sub-Total: | | \$76,500.00 | \$37,541.60 | \$38,958.40 | 49.074% |

Fund: 2021 State Highway

| Account Code | Account Name | Final Budget | Revenue | Budget Balance | YTD % Received |
|----------------------|----------------------------|--------------|----------|----------------|----------------|
| 2021-225-0000 | Gasoline Tax (State) | \$900.00 | \$494.47 | \$405.53 | 54.941% |
| 2021-226-0000 | License Tax - State Levied | \$150.00 | \$35.92 | \$114.08 | 23.947% |
| 2021-429-0000 | Other - State Receipts | \$0.00 | \$0.00 | \$0.00 | 0.000% |
| 2021-701-0000 | Interest | \$0.00 | \$0.00 | \$0.00 | 0.000% |
| Fund 2021 Sub-Total: | | \$1,050.00 | \$530.39 | \$519.61 | 50.513% |

Fund: 2101 Permissive Motor Vehicle License Tax

| Account Code | Account Name | Final Budget | Revenue | Budget Balance | YTD % Received |
|----------------------|---------------------------------------|--------------|----------|----------------|----------------|
| 2101-150-0000 | License Tax - Local Levied by Council | \$2,100.00 | \$837.73 | \$1,262.27 | 39.892% |
| 2101-490-0000 | Other - Intergovernmental | \$0.00 | \$0.00 | \$0.00 | 0.000% |
| 2101-701-0000 | Interest | \$0.00 | \$0.00 | \$0.00 | 0.000% |
| Fund 2101 Sub-Total: | | \$2,100.00 | \$837.73 | \$1,262.27 | 39.892% |

Revenue Status

By Fund

As Of 5/8/2020

Fund: 5201 Sewer Operating

| Account Code | Account Name | Final Budget | Revenue | Budget Balance | YTD % Received |
|----------------------|-------------------------------------|--------------|-------------|----------------|----------------|
| 5201-429-0000 | Other - State Receipts | \$0.00 | \$0.00 | \$0.00 | 0.000% |
| 5201-541-0000 | Consumer Rent | \$127,500.00 | \$50,586.76 | \$76,913.24 | 39.676% |
| 5201-891-0000 | Other - Miscellaneous Operating | \$0.00 | \$0.00 | \$0.00 | 0.000% |
| 5201-892-0000 | Other - Miscellaneous Non-Operating | \$0.00 | \$0.00 | \$0.00 | 0.000% |
| 5201-931-0000 | Transfers - In | \$0.00 | \$0.00 | \$0.00 | 0.000% |
| Fund 5201 Sub-Total: | | \$127,500.00 | \$50,586.76 | \$76,913.24 | 39.676% |

Fund: 5722 OPWC Debt (\$18.34)

| Account Code | Account Name | Final Budget | Revenue | Budget Balance | YTD % Received |
|----------------------|----------------|--------------|--------------|----------------|----------------|
| 5722-541-0000 | Consumer Rent | \$0.00 | \$0.00 | \$0.00 | 0.000% |
| 5722-931-0000 | Transfers - In | \$13,815.42 | \$6,907.71 | \$6,907.71 | 50.000% |
| Fund 5722 Sub-Total: | | \$13,815.42 | \$6,907.71 | \$6,907.71 | 50.000% |
| Report Total: | | \$282,990.42 | \$115,775.36 | \$167,215.06 | 40.911% |

Payment Listing

April 2020

| Payment Advice # | Post Date | Transaction Date | Type | Vendor / Payee | Amount | Status |
|---------------------------------|------------|------------------|------|---|-------------|--------|
| 36-2020 | 04/14/2020 | 04/14/2020 | EW | Ohio Public Employees Retirement System | \$706.01 | C |
| 37-2020 | 04/15/2020 | 04/15/2020 | EW | Ohio Public Employees Retirement System | \$901.85 | C |
| 43-2020 | 04/09/2020 | 05/09/2020 | CH | Ohio Bureau of Workers' Compensation | \$33.07 | C |
| 44-2020 | 04/17/2020 | 05/09/2020 | EW | Ohio Department of Taxation | \$113.27 | C |
| 45-2020 | 04/17/2020 | 05/09/2020 | EW | Ohio Treasurer of State | \$103.85 | C |
| 10827 | 04/13/2020 | 04/09/2020 | PR | MICHAEL E DIXON | \$46.49 | C |
| 10828 | 04/13/2020 | 04/09/2020 | PR | JACQUELYN L HAYES | \$135.65 | C |
| 10829 | 04/09/2020 | 04/09/2020 | AW | Village of North Lewisburg | \$1,876.00 | O |
| 10830 | 04/09/2020 | 04/09/2020 | AW | Ronald Moore | \$25.00 | C |
| 10831 | 04/09/2020 | 04/09/2020 | AW | Woodstock Post Master | \$55.00 | C |
| 10832 | 04/09/2020 | 04/09/2020 | WH | Internal Revenue Service | \$482.59 | C |
| 10833 | 04/09/2020 | 04/09/2020 | WH | R.I.T.A. | \$152.48 | C |
| 10834 | 04/10/2020 | 04/09/2020 | PR | Ronald L Moore | \$1,149.34 | C |
| 10835 | 04/17/2020 | 04/17/2020 | AW | Vadim Municipal Software Inc. | \$785.43 | C |
| 10836 | 04/17/2020 | 04/17/2020 | AW | Jones Ignition Service | \$57.60 | C |
| 10837 | 04/24/2020 | 04/24/2020 | PR | Ronald L Moore | \$939.23 | O |
| 10838 | 04/24/2020 | 04/24/2020 | AW | Crane Pumps and Systems | \$2,068.00 | C |
| 10839 | 04/24/2020 | 04/24/2020 | AW | Frontier | \$176.85 | C |
| 10840 | 04/24/2020 | 04/24/2020 | AW | Dayton Power & Light | \$466.00 | O |
| 10841 | 04/30/2020 | 04/30/2020 | PR | BRADLEY G HERRON | \$261.65 | O |
| 10842 | 04/30/2020 | 04/30/2020 | PR | Thomas M. Hallinan | \$485.06 | O |
| 10843 | 04/30/2020 | 04/30/2020 | AW | Woodstock Post Master | \$49.00 | O |
| Total Payments: | | | | | \$11,069.42 | |
| Total Conversion Vouchers: | | | | | \$0.00 | |
| Total Less Conversion Vouchers: | | | | | \$11,069.42 | |

Type: AM - Accounting Manual Warrant, AW - Accounting Warrant, IM - Investment Manual Warrant, IW - Investment Warrant, PM - Payroll Manual Warrant, PR - Payroll Warrant, RW - Reduction of Receipt Warrant, SW - Skipped Warrant, WH - Withholding Warrant, WM - Withholding Manual, WS - Special Warrant, CH - Electronic Payment Advice, IL - Investment Loss, EP - Payroll EFT Voucher, CV - Payroll Conversion Voucher, SV - Payroll Special Voucher, EW - Withholding Voucher, POS ADJ - Positive Adjustment, NEG ADJ - Negative Adjustment, POS REAL - Positive Reallocation, NEG REAL - Negative Reallocation

Status: O - Outstanding, C - Cleared, V - Voided, B - Batch

* Asterisked amounts are not included in report totals. These transactions occurred outside the reported date range but are listed for reference.